

Export LC Update Drawing User Guide
Oracle Banking Trade Finance Process Management
Release 14.3.0.0.0

Part No. F18790-01

May 2019

Oracle Banking Trade Finance Process Management
Oracle Financial Services Software Limited

Oracle Park
Off Western Express Highway
Goregaon (East)
Mumbai, Maharashtra 400 063
India

Worldwide Inquiries:

Phone: +91 22 6718 3000

Fax: +91 22 6718 3001

www.oracle.com/financialservices/

Copyright © 2018-2019, Oracle and/or its affiliates. All rights reserved.

Oracle and Java are registered trademarks of Oracle and/or its affiliates. Other names may be trademarks of their respective owners.

U.S. GOVERNMENT END USERS: Oracle programs, including any operating system, integrated software, any programs installed on the hardware, and/or documentation, delivered to U.S. Government end users are "commercial computer software" pursuant to the applicable Federal Acquisition Regulation and agency-specific supplemental regulations. As such, use, duplication, disclosure, modification, and adaptation of the programs, including any operating system, integrated software, any programs installed on the hardware, and/or documentation, shall be subject to license terms and license restrictions applicable to the programs. No other rights are granted to the U.S. Government.

This software or hardware is developed for general use in a variety of information management applications. It is not developed or intended for use in any inherently dangerous applications, including applications that may create a risk of personal injury. If you use this software or hardware in dangerous applications, then you shall be responsible to take all appropriate failsafe, backup, redundancy, and other measures to ensure its safe use. Oracle Corporation and its affiliates disclaim any liability for any damages caused by use of this software or hardware in dangerous applications.

This software and related documentation are provided under a license agreement containing restrictions on use and disclosure and are protected by intellectual property laws. Except as expressly permitted in your license agreement or allowed by law, you may not use, copy, reproduce, translate, broadcast, modify, license, transmit, distribute, exhibit, perform, publish or display any part, in any form, or by any means. Reverse engineering, disassembly, or decompilation of this software, unless required by law for interoperability, is prohibited.

The information contained herein is subject to change without notice and is not warranted to be error-free. If you find any errors, please report them to us in writing.

This software or hardware and documentation may provide access to or information on content, products and services from third parties. Oracle Corporation and its affiliates are not responsible for and expressly disclaim all warranties of any kind with respect to third-party content, products, and services. Oracle Corporation and its affiliates will not be responsible for any loss, costs, or damages incurred due to your access to or use of third-party content, products, or services.

Contents

| | |
|--|-----------|
| Oracle Banking Trade Finance Process Management | 4 |
| Overview | 4 |
| Benefits | 4 |
| Key Features | 4 |
| Export LC Update Drawing | 5 |
| Registration | 5 |
| Application Details | 7 |
| Drawing Details | 9 |
| Miscellaneous | 11 |
| Scrutiny | 12 |
| Main Details | 14 |
| Document Details | 18 |
| Shipment Details | 20 |
| Shipment Details | 23 |
| Additional Conditions | 25 |
| Discrepancy Details | 27 |
| Additional Details | 31 |
| Maturity Details | 37 |
| Summary | 38 |
| Data Enrichment | 40 |
| Main Details | 42 |
| Update | 46 |
| Additional Details | 54 |
| Summary | 62 |
| Exceptions | 63 |
| Exception - Amount Block | 63 |
| Exception - Know Your Customer (KYC) | 65 |
| Multi Level Approval | 66 |
| Authorization Re-Key (Non-Online Channel) | 66 |
| Reject Approval | 70 |
| Application Details | 70 |
| Summary | 70 |
| Action Buttons | 70 |
| Reference and Feedback | 73 |
| References | 73 |
| Documentation Accessibility | 73 |
| Feedback and Support | 73 |

Oracle Banking Trade Finance Process Management

Welcome to the Oracle Banking Trade Finance Process Management (OBTFPM) User Guide. This guide provides an overview on the OBTFPM application and takes you through the various steps involved in creating and processing trade finance transactions.

This document will take you through following activities in OBTFPM:

- To create and handle trade finance transaction.
- Help users to conveniently create and process trade finance transaction

Overview

OBTFPM is a trade finance middle office platform, which enables bank to streamline the trade finance operations. OBTFPM enables the customers to send request for new trade finance transaction either by visiting the branch (offline channels) or through SWIFT/Trade Portal/other external systems (online channels).

Benefits

OBTFPM helps banks to manage trade finance operations across the globe in different currencies. OBTFPM allows you to:

- Handle all trade finance transactions in a single platform.
- Provides support for limit verification and limit earmarking.
- Provide amount block support for customer account.
- Provides acknowledgement to customers.
- Enables the user to upload related documents during transaction.
- Enables to Integrate with back end applications for tracking limits, creating limit earmarks, amount blocks, checking KYC, AML and Sanction checks status.
- Create, track and close exceptions for the above checks.
- Enables to use customer specific templates for fast and easy processing of trade transactions that reoccur periodically.

Key Features

- Stand-alone system that can be paired with any back end application.
- Minimum changes required to integrate with bank's existing core systems.
- Faster time to market.
- Capable to interface with corporate ERP and SWIFT to Corporate.
- Highly configurable based on bank specific needs.
- Flexibility in modifying processes.

Export LC Update Drawing

This process involves update of an existing drawing under Export LC.

For Drawings under Export LC, initiated on account of MT 734, 752 and 799, update of drawing under Export LC is initiated to process the substituted documents received from beneficiary and response received from issuing bank with discrepancy highlighted under the LC.

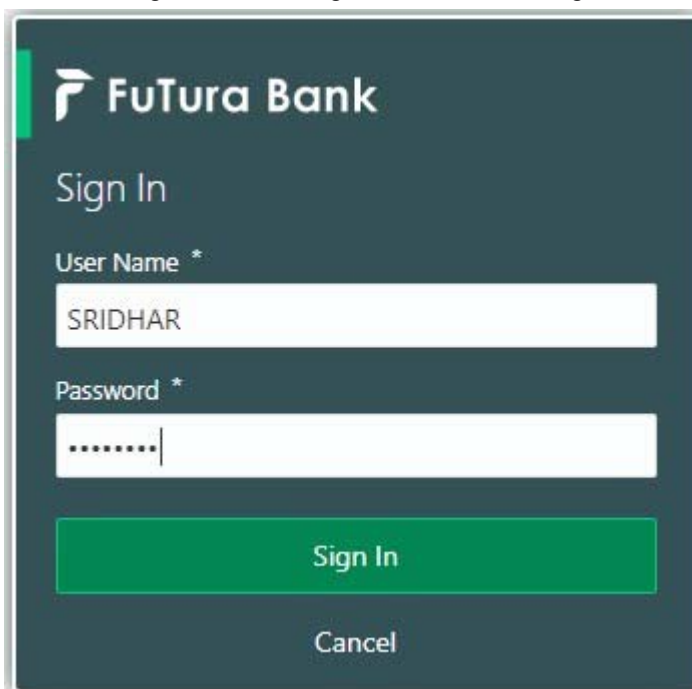
This section contains the following topics:

| | |
|--------------------------------------|---------------------------------|
| Registration | Scrutiny |
| Data Enrichment | Exceptions |
| Multi Level Approval | Reject Approval |

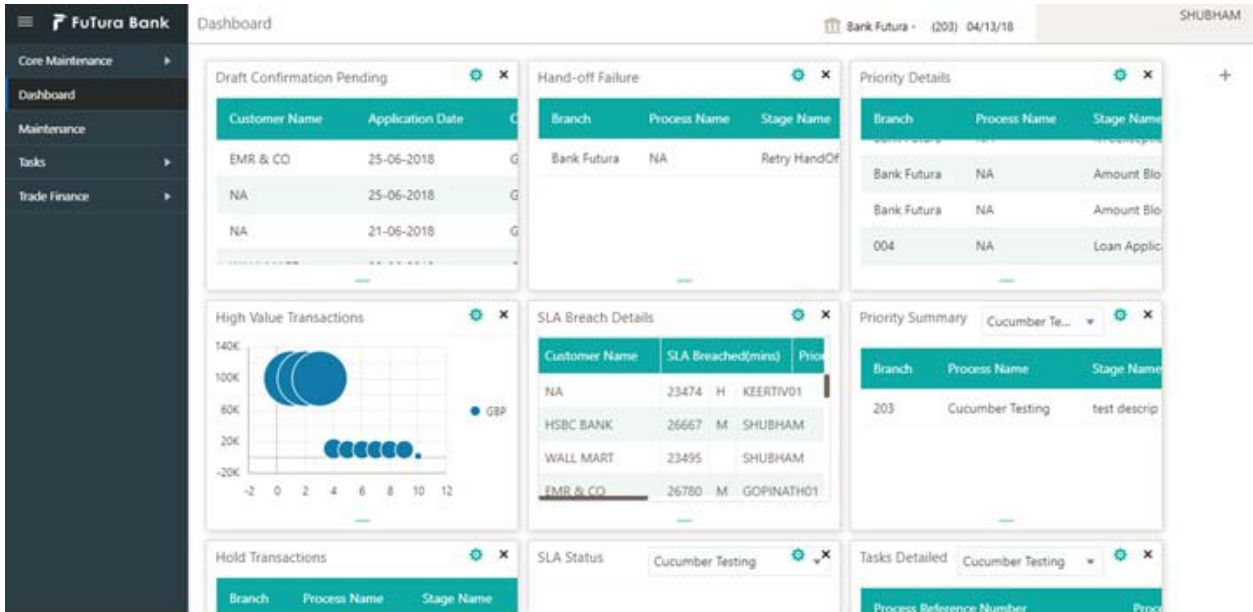
Registration

During registration stage, user can capture the basic details and upload the related documents received from issuing bank. System also enables the user to capture some additional product related details as an option. On submit of the request the request will be available for an LC expert to handle the request in the next stage.

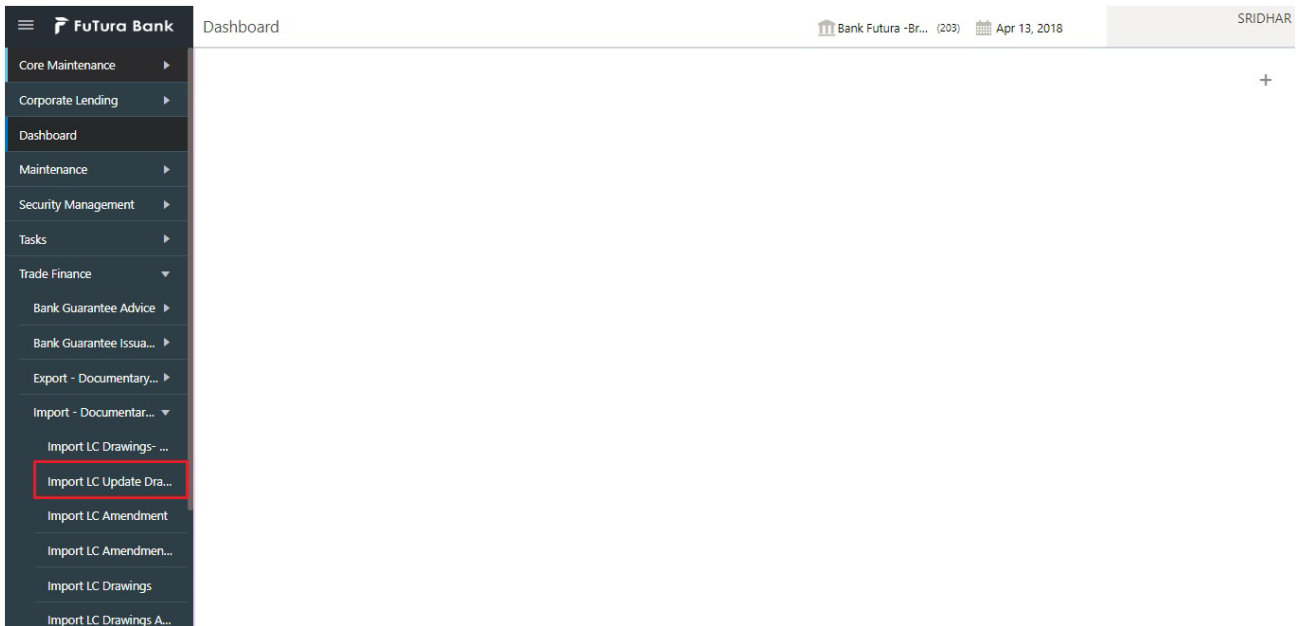
1. Using the entitled login credentials for registration stage, login to the OBTFPM application.

The image shows a login interface for FuTura Bank. At the top left is the FuTura Bank logo, which consists of a stylized 'F' icon followed by the text 'FuTura Bank'. Below the logo is the heading 'Sign In'. There are two input fields: 'User Name *' with the text 'SRIDHAR' entered, and 'Password *' with masked characters '.....'. Below the password field is a green 'Sign In' button. At the bottom of the form is a 'Cancel' link.

2. On login, user must be able to view the dashboard screen with widgets as mapped to the user.



3. Click Trade Finance> Export - Documentary Credit> Export LC Drawing Update.



The registration stage has two sections Basic Details and Drawing Update Details. Let's look at the details of registration screens below:

Application Details

Dashboard

FBN UK (GS1)
Feb 1, 2019
SRIDHAR01
subham@gmail.com

Export LC Update Drawings
Documents
Remarks

Application Details

LC Advised by us
 ☐

Drawing Reference Number
 GS1ESUC190320504

Export LC Reference Number
 GS1ELAC190322510

Beneficiary
 000262 EMR & CO

Branch
 GS1-FBN UK

Priority
 Medium

Submission Mode
 Desk

Drawing Date
 Feb 1, 2019

Document Received date
 Feb 1, 2019

ProcessReferenceNumber
 GS1ELCUD0024742

View LC
LC Events

LC Details

Document Received
 First

Tenor
 Sight

Product Code
 ESUC

Product Description
 OUTGOING DOCUMENTARY SIGHT BIL

Drawing Reference
 GS1ESUC190320504

Applicant

Issuing Bank
 000267 DEUTSCHE BAN

Issuing Bank Reference
 1111

Expiry Date
 May 31, 2019

LC Drawing Amount
 GBP £19,800.00

Outstanding LC Value
 GBP £19,800.00

Additional Amount

Hold
Cancel
Save & Close
Submit

Provide the Basic Details based on the description in the following table:

| Field | Description | Sample Values |
|----------------------------|---|---------------|
| LC Advised by us | Toggle On: Set the toggle to On, if LC is advised by negotiating bank. Toggle Off: Set the toggle to Off, if LC is not advised by the negotiating bank. | |
| Drawing Number | Provide the drawing number. Alternatively user can search the drawing number using LOV. In the LOV, user can input Customer ID, Beneficiary, Currency, Amount and User Reference to fetch the LC details. Based on the search result, select the applicable drawing under LC. | |
| Version Number | Application will display the latest version of the drawing. | |
| Export LC Reference Number | Read only field. Exporter LC Reference Number will be auto-populated based on the selected LC from the LOV. | |
| Beneficiary ID | LC Advised by us: Read only field. Beneficiary will be auto-populated based on the selected LC from the LOV. LC not advised by us: Select the beneficiary customer from the LOV. If beneficiary is a customer of the bank, system will check for valid KYC status. If KYC status is not valid, system will display alert message. | |

| Field | Description | Sample Values |
|--------------------------|--|-----------------------------|
| Beneficiary Name | <p>LC Advised by us: Read only field. Beneficiary will be auto-populated based on the selected LC from the LOV.</p> <p>LC not advised by us: Select the beneficiary customer from the LOV.</p> <p>If beneficiary is a customer of the bank, system will check for valid KYC status. If KYC status is not valid, system will display alert message.</p> | |
| Branch | <p>Read only field.</p> <p>Branch details will be auto-populated based on the selected LC from the LOV.</p> | 203-Bank Futura -Branch FZ1 |
| Process Reference Number | <p>Unique sequence number for the transaction.</p> <p>This is auto generated by the system based on process name and branch code.</p> | |
| Priority | <p>System will populate the priority of the customer based on priority maintenance. If priority is not maintained for the customer, system will populate 'Medium' as the default priority. User can change the priority populated any time before submit.</p> | High |
| Submission Mode | <p>Select the submission mode of Import LC Drawing request. By default the submission mode will have the value as 'Desk'.</p> <p>Desk- Request received through Desk</p> <p>Courier- Request received through Courier</p> | Desk |
| Drawing Date | <p>Read only field.</p> <p>Drawing date will be auto-populated based on the selected drawing.</p> | 04/13/2018 |
| Drawing Update Date | <p>Read only field.</p> <p>Application to default the system date.</p> | |

Drawing Details

Drawing Details will be populated from the drawings. Registration user can update the fields if required.

Dashboard

FBN UK (GS1)
Feb 1, 2019
SRIDHAR01
subham@gmail.com

Export LC Update Drawings

Documents Remarks

Application Details

LC Advised by us

☐

Drawing Reference Number

GS1ESUC190320504

Export LC Reference Number

GS1ELAC190322510

Beneficiary

000262 EMR & CO

Branch

GS1-FBN UK

Priority

Medium

Submission Mode

Desk

Drawing Date

Feb 1, 2019

Document Received date

Feb 1, 2019

ProcessReferenceNumber

GS1ELCUD0024742

View LC LC Events

LC Details

Document Received

First

Tenor

Sight

Product Code

ESUC

Product Description

OUTGOING DOCUMENTARY SIGHT BIL

Drawing Reference

GS1ESUC190320504

Applicant

Issuing Bank

000267 DEUTSCHE BAN

Issuing Bank Reference

1111

Expiry Date

May 31, 2019

LC Drawing Amount

GBP £19,800.00

Outstanding LC Value

GBP £19,800.00

Additional Amount

Hold Cancel Save & Close Submit

Provide the drawing Details based on the description in the following table:

| Field | Description | Sample Values |
|---------------------|--|---------------|
| Cover Letter Date | Read only field. Cover letter date will be auto-populated based on the selected drawing. | |
| Documents Received | Enables to user to select the number of sets of documents received from the drop down: <ul style="list-style-type: none"> First Second Both | |
| Tenor | Read only field. Tenor will be auto-populated based on the selected drawing. | |
| Product Code | Read only field. Product code will be auto-populated based on the selected drawing. | |
| Product Description | Read only field. This field displays the description of the product as per the product code. | |
| Operation | Select the operation code. | |

| Field | Description | Sample Values |
|--------------------------------|--|---------------|
| Issuing Bank | <p>LC advised by us: Read only field.</p> <p>Issuing bank will be auto-populated based on the selected LC from the LOV.</p> <p>LC not advised us: Select the issuing bank. Party type with banks will only be displayed in LOV.</p> <p>The system will display the</p> <p>a) SWIFT code (if available)</p> <p>b) Name and address of the bank</p> <p>On selection of the record if SWIFT code is available then SWIFT code will be populated, if SWIFT code is not available then the bank's name and address will be populated.</p> | |
| Issuing Bank Reference | <p>LC Advised by us: Read only field.</p> <p>Issuing bank reference will be auto-populated based on the selected LC from the LOV.</p> <p>LC not advised by us: Provide the issuing bank reference number.</p> | |
| Expiry Date | <p>Read only field.</p> <p>Expiry date will be auto-populated based on the selected drawing.</p> | |
| Applicant | <p>Read only field.</p> <p>Applicant will be auto-populated based on the selected drawing.</p> | |
| Outstanding LC Value | <p>Read only field.</p> <p>Outstanding LC value will be auto-populated. This field displays the value as per the latest LC.</p> | |
| LC Drawing Amount | <p>Read only field.</p> <p>This field displays the drawing amount from the drawing.</p> | |
| Negotiation/Financing Currency | Select the Negotiation/Financing Currency. | |
| Negotiation/Financing Amount | Provide the Negotiation/Financing Amount. | |
| Unlinked FX Rate | Provide the unlinked FX Rate. | |
| Additional Amount | This field enables user to provide any additional amount to be processed under the LC drawing. | |

Futura Bank Dashboard SRIDHAR SRIDHAR
sridhar@gmail.com

Export LC Update Drawings **Documents** Remarks

Application Details

| | | | |
|--|--|--|----------------------------------|
| LC Advised by us * <input type="checkbox"/> | Drawing Reference Number * GS1ESUC190320504 🔍 | Export LC Reference Number GS1ELAC190322510 | Beneficiary 000262 EMR & CO 📄 |
| Branch GS1-FBN UK ▼ | Priority Medium ▼ | Submission Mode Desk ▼ | Drawing Date * Feb 1, 2019 📅 |
| Document Received date * Feb 1, 2019 📅 | ProcessReferenceNumber GS1ELCUD0024742 | | |

View LC **LC Events**

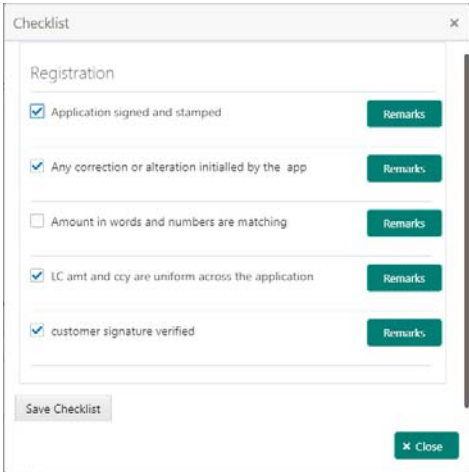
LC Details

| | | | |
|---------------------------------------|-------------------------------------|--|--|
| Document Received First ▼ | Tenor Sight ▼ | Product Code * ESUC 🔍 | Product Description OUTGOING DOCUMENTARY SIGHT BILL |
| Drawing Reference GS1ESUC190320504 | Applicant | Issuing Bank 000262 DEUTSCHE BANK 📄 | Issuing Bank Reference 1111 |
| Expiry Date May 31, 2019 📅 | LC Drawing Amount GBP £19,800.00 | Outstanding LC Value GBP £19,800.00 | Additional Amount ▼ |

Hold **Cancel** **Save & Close** **Submit**

| Field | Description | Sample Values |
|-----------|--|---------------|
| Documents | Upload the documents received under the LC. | |
| Remarks | Provide any additional information regarding the drawing. This information can be viewed by other users processing the request. | |
| View LC | Enables the user to view the latest LC values displayed in the respective fields. All fields displayed in LC details section are read only fields. | |
| LC Events | On click, system will display the details of LC issuance, amendments (if any), drawings (if any) and liquidations if any under the LC in chronological sequence from Issuance. | |

| | | |
|--------------|--|--|
| Submit | <p>On submit, task will get moved to next logical stage of Export LC Update Drawing.</p> <p>If mandatory fields have not been captured, system will display an error message until the mandatory fields data are provided.</p> | |
| Save & Close | <p>Save the information provided and holds the task in you queue for working later.</p> <p>This option will not submit the request.</p> | |
| Cancel | <p>Cancels the Export LC Update Drawing Registration stage inputs.</p> | |

| Field | Description | Sample Values |
|-----------|--|---------------|
| Hold | <p>The details provided will be registered and status will be on hold.</p> <p>This option is used, if there are any pending information yet to be received from applicant.</p> | |
| Checklist | <p>Make sure that the details in the checklist are completed and acknowledge. If mandatory checklist items are not marked, system will display an error on submit.</p>  | |

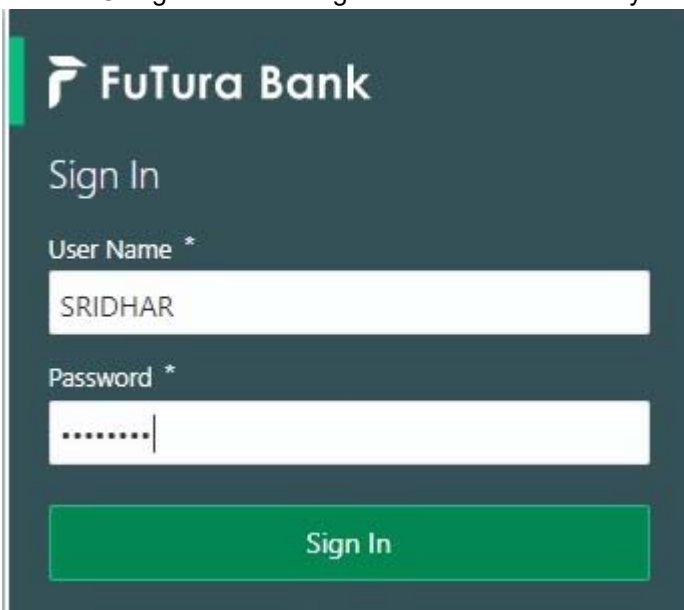
Scrutiny

On successful completion of registration of an Export LC Drawing request, the request moves to scrutiny stage. At this stage the gathered information during registration are scrutinized.

The requests will have the details entered during the registration stage.

Do the following steps to acquire a task currently at Scrutiny stage:

1. Using the entitled login credentials for scrutiny stage, login to the OBTFPM application.



2. On login, user must be able to view the dashboard screen with widgets as mapped to the user.

The screenshot shows the FuTura Bank Dashboard. The left sidebar contains navigation links: Core Maintenance, Dashboard, Maintenance, Tasks, and Trade Finance. The main area displays several widgets:

- Draft Confirmation Pending:** A table with columns: Customer Name, Application Date, and Status. Data rows include EMR & CO (25-06-2018), NA (25-06-2018), and NA (21-06-2018).
- Hand-off Failure:** A table with columns: Branch, Process Name, and Stage Name. Data row: Bank Futura, NA, Retry HandOff.
- Priority Details:** A table with columns: Branch, Process Name, and Stage Name. Data rows include Bank Futura, NA, Amount Blo; Bank Futura, NA, Amount Blo; and 004, NA, Loan Applic.
- High Value Transactions:** A bubble chart showing transactions over time. The y-axis ranges from -20K to 140K. The x-axis ranges from -2 to 12. Data points are labeled with GBP.
- SLA Breach Details:** A table with columns: Customer Name, SLA Breached(mins), and Priority. Data rows include NA (23474, H, KEERTIV01), HSBC BANK (26667, M, SHUBHAM), WALL MART (23495, SHUBHAM), and EMR & CO (26780, M, GOPINATH01).
- Priority Summary:** A table with columns: Branch, Process Name, and Stage Name. Data row: 203, Cucumber Testing, test descrip.
- Hold Transactions:** A table with columns: Branch, Process Name, and Stage Name.
- SLA Status:** A table with columns: Cucumber Testing.
- Tasks Detailed:** A table with columns: Cucumber Testing.

3. Click Trade Finance> Tasks> Free Tasks.

The screenshot shows the FuTura Bank Free Tasks screen. The left sidebar contains navigation links: Core Maintenance, Corporate Lending, Dashboard, Maintenance, Security Management, Tasks, Completed Tasks, Free Tasks (highlighted), Hold Tasks, My Tasks, Search, Supervisor Tasks, Trade Finance, Bank Guarantee Advice, Bank Guarantee Issua..., Export - Documentary..., and Export LC Update Dra... The main area displays a table of tasks:

| Action | Priority | Application Number | Branch | Customer Number | Amount | Process Name | Stage |
|----------------|----------|--------------------|--------|-----------------|-------------|---------------------------|-----------------|
| Acquire & Edit | M | GS1ELCUD0024742 | GS1 | 000262 | £19,800.00 | Export LC Update Drawings | Scrutiny |
| Acquire & Edit | H | GS1ELCAD0024745 | GS1 | 000263 | £2,000.00 | Export LC Issuance | Scrutiny |
| Acquire & Edit | M | GS1ELCAD0024744 | GS1 | 000263 | £2,000.00 | Export LC Issuance | Scrutiny |
| Acquire & Edit | H | 203ILCIS0024741 | 203 | 000344 | £21,321.00 | Import LC Issuance | Scrutiny |
| Acquire & Edit | M | GS1ILCUD0024738 | GS1 | 000343 | £150,000.00 | Import LC Update Drawings | Retry HandOff |
| Acquire & Edit | H | 203ILCIS0024737 | GS1 | 000344 | £123.00 | Import LC Issuance | Data Enrichment |

Page 1 of 1 (1-10 of 10 items) | Previous 1 - 10 of 3840 records Next

4. Select the appropriate task and click **Acquire & Edit** to edit the task or click **Acquire** to edit the task from **My Tasks**.

Free Tasks

Refresh Acquire Delegate Reassign Flow Diagram

| Action | Priority | Application Number | Branch | Customer Number | Amount | Process Name | Stage |
|--|----------|--------------------|--------|-----------------|-------------|---------------------------|-----------------|
| <input checked="" type="checkbox"/> Acquire & Edit | M | GS1ELCUD0024742 | GS1 | 000262 | £19,800.00 | Export LC Update Drawings | Scrutiny |
| <input type="checkbox"/> Acquire & Edit | H | GS1ELCAD0024745 | GS1 | 000263 | £2,000.00 | Export LC Issuance | Scrutiny |
| <input type="checkbox"/> Acquire & Edit | M | GS1ELCAD0024744 | GS1 | 000263 | £2,000.00 | Export LC Issuance | Scrutiny |
| <input type="checkbox"/> Acquire & Edit | H | 203ILCIS0024741 | 203 | 000344 | £21,321.00 | Import LC Issuance | Scrutiny |
| <input type="checkbox"/> Acquire & Edit | H | GS1ILCUD0024738 | GS1 | 000343 | £150,000.00 | Import LC Update Drawings | Retry HandOff |
| <input type="checkbox"/> Acquire & Edit | H | 203ILCIS0024737 | GS1 | 000344 | £123.00 | Import LC Issuance | Data Enrichment |

Page 1 of 1 (1-10 of 10 items) Previous 1 - 10 of 3840 records Next

5. The acquired task will be available in **My Tasks** tab. Click **Edit** to scrutinize the registered task.

My Tasks

Refresh Release Flow Diagram

| Action | Priority | Application Number | Branch | Customer Number | Amount | Process Name | Stage |
|--|----------|--------------------|--------|-----------------|------------|---------------------------|----------|
| <input checked="" type="checkbox"/> Edit | M | GS1ELCUD0024742 | GS1 | 000262 | £19,800.00 | Export LC Update Drawings | Scrutiny |

Page 1 of 1 (1 of 1 items) Previous 1 - 1 of 1 records Next

The scrutiny stage has eight sections as follows:

- Main Details
- Document Details
- Shipment Details
- Additional Conditions
- Discrepancy Details
- Additional Details
- Maturity Details
- Summary

Let's look at the details for scrutiny stage. User can enter/update the following fields. Some of the fields that are already having value may not be editable.

Main Details

Main details section has two sub section as follows:

- Application Details

- Drawing Details

Application Details

All fields displayed under Application details section, would be read only except for the **Priority**. Refer to [Application Details](#) for more information of the fields.

Following field can be amended based on the description provided in the following table:

| Field | Description | Sample Values |
|----------|--|---------------|
| Priority | User can change the priority defaulted' Values are High, Medium and Low. | High |

Drawing Details

The fields listed under this section are same as the fields listed under the [Drawing Details](#) section in [Registration](#). Refer to [Drawing Details](#) for more information of the fields. During registration, if user has not captured input, then user can capture the details in this section.

Following fields can be amended based on the description in the following table:

| Field | Description | Sample Values |
|----------------------|---|---------------|
| Tenor Type | Select the Tenor Type from the LOV: <ul style="list-style-type: none"> • Sight • Usance • Mixed | |
| Documents Received | Set the document received status as 'Yes' or 'No' from the LOV. | |
| Documents Set | Enables to user to select the number of sets of documents received from the drop down: <ul style="list-style-type: none"> • First • Second • Both | |
| Duplicate | LC Advised by us: Read only field. Outstanding LC Value reference will be auto-populated based on the selected LC from the LOV. LC not advised by us: Provide the outstanding LC value. | |
| Outstanding LC Value | Read only field. Outstanding LC value will be auto-populated. This field displays the value as per the latest LC. | |
| Product Code | Read only field. Product code will be auto-populated based on the selected drawing. | |
| Product Description | Read only field. This field displays the description of the product as per the product code. | |
| Drawing Number | Read only field. Drawing Number will be auto-populated based on the selected drawing. | |

| Field | Description | Sample Values |
|------------------------|--|---------------|
| Issuing Bank | <p>LC advised by us: Read only field.</p> <p>Issuing bank will be auto-populated based on the selected LC from the LOV.</p> <p>LC not advised us: Select the issuing bank. Party type with banks will only be displayed in LOV.</p> <p>The system will display the</p> <p>a) SWIFT code (if available)</p> <p>b) Name and address of the bank</p> <p>On selection of the record if SWIFT code is available then SWIFT code will be populated, if SWIFT code is not available then the bank's name and address will be populated.</p> | |
| Issuing Bank Reference | <p>LC Advised by us: Read only field.</p> <p>Issuing bank reference will be auto-populated based on the selected LC from the LOV.</p> <p>LC not advised by us: Provide the issuing bank reference number.</p> | |
| LC Drawing Amount | <p>Read only field.</p> <p>This field displays the drawing amount from the drawing.</p> | |
| Additional Amount | <p>This field enables user to provide any additional amount to be processed under the LC drawing.</p> | |

Action Buttons

Use action buttons based on the description in the following table:

| Field | Description | Sample Values |
|--------------|---|---------------|
| Submit | <p>Task will get moved to next logical stage of Export LC Update Drawing.</p> <p>If mandatory fields have not been captured, system will display an error message until the mandatory fields data are provided. In case of duplicate documents' system will terminate the process after handing off the details to back office.</p> | |
| Save & Close | <p>Save the information provided and holds the task in you queue for working later.</p> <p>This option will not submit the request.</p> | |
| Cancel | <p>Cancel the Scrutiny stage inputs.</p> | |

| Field | Description | Sample Values |
|--------|---|---------------|
| Hold | The details provided will be on hold. This option is used, if there are any pending information yet to be received from applicant. | |
| Reject | On click of Reject, user must select a Reject Reason from a list displayed by the system. Reject Codes: <ul style="list-style-type: none"> • R1- Documents missing • R2- Signature Missing • R3- Input Error • R4- Insufficient Balance/Limits • R5 - Others. Select a Reject code and give a Reject Description. This reject reason will be available in the remarks window throughout the process. | |
| Next | Click Next to move to next logical step in Scrutiny stage. | |

Document Details

User can verify the documents received and identify discrepancies, if any. Compare the document received with the required documents and identify the discrepancies, if any. This section also enables user can add any new documents provided by beneficiary. Provide the information based on the description in the following table:

| Field | Description | Sample Values |
|---------------------------|--|---------------|
| Document Code | Document code is auto-populated from the latest LC. | |
| Document Reference Number | Enables user to provide the reference number available in the documents. | |
| Copy | Number of duplicate copies of documents as required in LC. | |
| Original | Number of documents in original as required in LC. | |

| Field | Description | Sample Values |
|-------------------------|--|---------------|
| Description | Description of the document required as per LC. | |
| Received Copy | Provide the number of duplicate copies of documents received. | |
| Received Original | Provide the number of originals of documents received. | |
| Received Description | Provide the description of the documents received from presenting bank. | |
| Discrepant | System marks the discrepant toggle as 'Yes' if there is difference between number of documents required and number of documents received. It also enables the user to make the changes, if any discrepancy identified in the document. | |
| Discrepancy Code | Select the discrepancy code based on the discrepancy identified. | |
| Discrepancy Description | Description will be displayed based on the discrepancy code. | |

Shipment Details

User must check whether the received documents of goods and shipment matches the requirement in LC.

FuTura Bank
My Tasks

FBN UK (GS1)
Feb 1, 2019

SRIDHAR01
subham@gmail.com

Export LC Update Drawings - Scrutiny :: Application No: GS1ELCUD0024742

Documents Remarks Info

- ☒ Main Details
- ☒ Document Details
- ☒ Shipment Details
- ☐ Additional Conditions
- ☐ Discrepancy Details
- ☐ Additional Details
- ☐ Maturity Details
- ☐ Summary

Shipment Details

Screen (3 / 8)

Goods Details

| Goods Code | As Per LC | As Per Documents | Discrepant | Discrepant Code | Discrepant Description |
|---------------------|-----------|------------------|------------|-----------------|------------------------|
| No data to display. | | | | | |

Country of Origin

Insurance Company

Insurance Company Address

Shipment Details

Date of Shipment *

Carrier Name

Shipping Agent

Date of Presentation *

| Details | As Per LC | As Per Documents | Discrepant | Discrepant Code | Discrepant Description |
|----------------------------|-----------------------------------|----------------------|--------------------------|----------------------|------------------------|
| Partial Shipment | NOT ALLOWED ▼ | | <input type="checkbox"/> | <input type="text"/> | <input type="text"/> |
| Trans Shipment | NOT ALLOWED ▼ | | <input type="checkbox"/> | <input type="text"/> | <input type="text"/> |
| Place Of Taking Charge | | <input type="text"/> | <input type="checkbox"/> | <input type="text"/> | <input type="text"/> |
| Port Of Loading | LONDON | <input type="text"/> | <input type="checkbox"/> | <input type="text"/> | <input type="text"/> |
| Port Of Discharge | NEW YORK | <input type="text"/> | <input type="checkbox"/> | <input type="text"/> | <input type="text"/> |
| Place Of Final Destination | | <input type="text"/> | <input type="checkbox"/> | <input type="text"/> | <input type="text"/> |
| Latest Date Of Shipment | May 10, 2019 <input type="text"/> | | <input type="checkbox"/> | <input type="text"/> | <input type="text"/> |
| Shipment Period | | <input type="text"/> | <input type="checkbox"/> | <input type="text"/> | <input type="text"/> |
| Period Of Presentation | | <input type="text"/> | <input type="checkbox"/> | <input type="text"/> | <input type="text"/> |

Carrier Details

Carrier Name

Port ▲

No data to display.

Reject Hold Cancel Save & Close Back Next

Goods Details

FuTura Bank My Tasks FBN UK (GS1) Feb 1, 2019 SRIDHAR01 subham@gmail.com

Export LC Update Drawings - Scrutiny :: Application No: GS1ELCUD0024742 Documents Remarks Info

Screen (3 / 8)

Shipment Details

Goods Details

| Goods Code | As Per LC | As Per Documents | Discrepant | Discrepant Code | Discrepant Description |
|---------------------|-----------|------------------|------------|-----------------|------------------------|
| No data to display. | | | | | |

Country of Origin Insurance Company Insurance Company Address

Shipment Details

Date of Shipment * Carrier Name Shipping Agent Date of Presentation *

| Details | As Per LC | As Per Documents | Discrepant | Discrepant Code | Discrepant Description |
|----------------------------|----------------------|----------------------|--------------------------|----------------------|------------------------|
| Partial Shipment | NOT ALLOWED | <input type="text"/> | <input type="checkbox"/> | <input type="text"/> | <input type="text"/> |
| Trans Shipment | NOT ALLOWED | <input type="text"/> | <input type="checkbox"/> | <input type="text"/> | <input type="text"/> |
| Place Of Taking Charge | <input type="text"/> | <input type="text"/> | <input type="checkbox"/> | <input type="text"/> | <input type="text"/> |
| Port Of Loading | LONDON | <input type="text"/> | <input type="checkbox"/> | <input type="text"/> | <input type="text"/> |
| Port Of Discharge | NEW YORK | <input type="text"/> | <input type="checkbox"/> | <input type="text"/> | <input type="text"/> |
| Place Of Final Destination | <input type="text"/> | <input type="text"/> | <input type="checkbox"/> | <input type="text"/> | <input type="text"/> |
| Latest Date Of Shipment | May 10, 2019 | <input type="text"/> | <input type="checkbox"/> | <input type="text"/> | <input type="text"/> |
| Shipment Period | <input type="text"/> | <input type="text"/> | <input type="checkbox"/> | <input type="text"/> | <input type="text"/> |
| Period Of Presentation | <input type="text"/> | <input type="text"/> | <input type="checkbox"/> | <input type="text"/> | <input type="text"/> |

Carrier Details

Carrier Name Port

No data to display.

Reject Hold Cancel Save & Close Back Next

Provide the Goods Details based on the description in the following table:

| Field | Description | Sample Values |
|------------------|---|---------------|
| Goods Code | This field displays goods code as per latest LC. | |
| As per LC | LC Advised by us: Read only field. This field displays description of the goods as per the latest LC. LC not advised by us: Provide the description of goods. | |
| As per Documents | LC Advised by us: Read only field. This field displays description of the goods as per the received documents. LC not advised by us: Provide the description of the goods as per the documents. | |

| Field | Description | Sample Values |
|---------------------------|--|---------------|
| Discrepant | User shall mark the discrepant toggle as 'Yes' if there is difference between LC requirement and documents received. | |
| Discrepancy Code | Select the discrepancy code based on the discrepancy identified. | |
| Discrepancy Description | Description will be displayed based on the discrepancy code. | |
| Country of Origin | Provide the country of origin as per the documents. | |
| Insurance Company | Provide the insurance company name, if applicable. | |
| Insurance Company Address | Provide the insurance company details, if applicable. | |

Shipment Details

FuTura Bank My Tasks FBN UK (GS1) Feb 1, 2019 SRIDHAR01 subham@gmail.com

Export LC Update Drawings - Scrutiny :: Application No: GS1ELCUD0024742 Documents Remarks

Screen (3 / 8)

Shipment Details

Goods Details

| Goods Code | As Per LC | As Per Documents | Discrepant | Discrepant Code | Discrepant Description |
|---------------------|-----------|------------------|------------|-----------------|------------------------|
| No data to display. | | | | | |

Country of Origin Insurance Company Insurance Company Address

Shipment Details

Date of Shipment * Jan 23, 2019 Carrier Name Shipping Agent Date of Presentation * Feb 1, 2019

| Details | As Per LC | As Per Documents | Discrepant | Discrepant Code | Discrepant Description |
|----------------------------|--------------|------------------|--------------------------|-----------------|------------------------|
| Partial Shipment | NOT ALLOWED | | <input type="checkbox"/> | | |
| Trans Shipment | NOT ALLOWED | | <input type="checkbox"/> | | |
| Place Of Taking Charge | | | <input type="checkbox"/> | | |
| Port Of Loading | LONDON | | <input type="checkbox"/> | | |
| Port Of Discharge | NEW YORK | | <input type="checkbox"/> | | |
| Place Of Final Destination | | | <input type="checkbox"/> | | |
| Latest Date Of Shipment | May 10, 2019 | | <input type="checkbox"/> | | |
| Shipment Period | | | <input type="checkbox"/> | | |
| Period Of Presentation | | | <input type="checkbox"/> | | |

Carrier Details

Carrier Name Port

No data to display.

Reject Hold Cancel Save & Close Back Next

Provide the Shipment Details based on the description in the following table:

| Field | Description | Sample Values |
|----------------------|---|---------------|
| Date of Shipment | Provide the date of shipment as per the documents received. This field is mapped against the Latest Date of Shipment in LC to check for discrepancy. | |
| Date of Presentation | Read only field. Auto-populated based on the system date. If Place of expiry is Issuing bank, This field is mapped against the Expiry Date in LC to check for discrepancy. | |
| Details | Details represent the fields in latest LC. | |
| As per LC | This field displays description of the fields as per the latest LC. | |

| Field | Description | Sample Values |
|-------------------------|--|---------------|
| As Per Document | Provide the description of the field as per document. | |
| Discrepant | User shall mark the discrepant toggle as 'Yes' if there is difference between LC requirement and documents received. | |
| Discrepancy Code | Select the discrepancy code based on the discrepancy identified. | |
| Discrepancy Description | Description will be displayed based on the discrepancy code. | |

Carrier Details

During shipment, if goods are shipped using multiple ships on its way or any transit ports, the details must be captured in this section.

Carrier Details

Carrier Name

Port

No data to display.

| Field | Description | Sample Values |
|--------------|---|---------------|
| Carrier Name | Provide the details of the carrier as per the documents received, if the goods got shipped via multiple carriers. | |
| Port | Provide the port details as per the document received, if the ship has transit on its way to the destination. | |

Action Buttons

Use action buttons based on the description in the following table:

| Field | Description | Sample Values |
|--------------|---|---------------|
| Submit | On successful submission, task moves to next logical stage of Export LC Update Drawing. If mandatory fields have not been captured, system will display an error message until the mandatory fields data are provided. | |
| Save & Close | Save the information provided and holds the task in you queue for working later. This option will not submit the request. | |
| Cancel | Cancel the Export LC Update Drawing scrutiny stage inputs. | |
| Hold | The details provided will be registered and status will be on hold. This option is used, if there are any pending information yet to be received from applicant. | |

| Field | Description | Sample Values |
|--------|---|---------------|
| Reject | <p>On click of Reject, user must select a Reject Reason from a list displayed by the system.</p> <p>Reject Codes:</p> <ul style="list-style-type: none"> • R1- Documents missing • R2- Signature Missing • R3- Input Error • R4- Insufficient Balance/Limits • R5 - Others. <p>Select a Reject code and give a Reject Description.</p> <p>This reject reason will be available in the remarks window throughout the process.</p> | |
| Next | Click Next to move to next logical step in Scrutiny stage. | |

Additional Conditions

Enables the user to check the whether the documents received comply with the additional conditions mentioned in LC.

Additional Conditions

The screenshot shows the 'Additional Conditions' screen in the FuTura Bank application. The sidebar on the left contains a list of navigation items: Main Details, Document Details, Shipment Details, Additional Conditions (highlighted), Discrepancy Details, Additional Details, Maturity Details, and Summary. The main content area is titled 'Additional Conditions' and contains a table with the following headers: FFT Code, FFT Description, Discrepant, Discrepant Code, and Discrepant Description. Below the table, it states 'No data to display.' There is also an 'Instruction Details' section with a table that has headers: Select, Instruction Code, and Instruction Description. At the bottom of the screen, there are several buttons: Reject, Hold, Cancel, Save & Close, Back, and Next.

This section displays the list of additional conditions as per LC. Provide the Additional Conditions details as per the description in the following table:

| Field | Description | Sample Values |
|-----------------|---|---------------|
| FFT Code | This field displays the FFT code as per the latest LC. | |
| FFT Description | This field displays the description of the FFT code as per the latest LC. | |

| Field | Description | Sample Values |
|-------------------------|--|---------------|
| Discrepant | User shall mark the discrepant toggle as 'Yes' if there is difference between LC requirement and documents received. | |
| Discrepancy Code | Select the discrepancy code based on the discrepancy identified. | |
| Discrepancy Description | Description will be displayed based on the discrepancy code. | |

Instruction Details

User can capture one of the applicable instruction codes for the drawing. System will populate the instruction description for the selected instruction code.

| Field | Description | Sample Values |
|-------------------------|--|---------------|
| Instruction Code | Select the applicable instruction code for the drawing. | |
| Instruction Description | This field displays the instruction description based on the instruction code. | |

Action Buttons

Use action buttons based on the description in the following table:

| Field | Description | Sample Values |
|--------|---|---------------|
| Submit | On successful submission, task moves to next logical stage of Export LC Update Drawing. If mandatory fields have not been captured, system will display an error message until the mandatory fields data are provided. | |

| Field | Description | Sample Values |
|--------------|---|---------------|
| Save & Close | Save the information provided and holds the task in you queue for working later. This option will not submit the request. | |
| Cancel | Cancel the Export LC Update Drawing scrutiny stage inputs. | |
| Hold | The details provided will be registered and status will be on hold. This option is used, if there are any pending information yet to be received from applicant. | |
| Reject | On click of Reject, user must select a Reject Reason from a list displayed by the system. Reject Codes: <ul style="list-style-type: none"> • R1- Documents missing • R2- Signature Missing • R3- Input Error • R4- Insufficient Balance/Limits • R5 - Others. Select a Reject code and give a Reject Description. This reject reason will be available in the remarks window throughout the process. | |
| Next | Click Next to move to next logical step in Scrutiny stage. | |

Discrepancy Details

This section displays the list of discrepancies captured and enables the user to modify the discrepancies.

Discrepancy Details

User can add/update/review the discrepancies identified in the section.

FuTura Bank My Tasks FBN UK (GS1) Feb 1, 2019 SRIDHAR01
subham@gmail.com

Export LC Update Drawings - Scrutiny :: Application No: GS1ELCUD0024742 **Documents** **Remarks** **i** **x**

- ☒ Main Details
- ☒ Document Details
- ☒ Shipment Details
- ☒ Additional Conditions
- ☒ **Discrepancy Details**
- ☐ Additional Details
- ☐ Maturity Details
- ☐ Summary

Discrepancy Details

Screen (5 / 8)

Discrepancy Details

| | Discrepancy Code | Discrepancy Description | Discrepancy Resolved | Resolved Date | Resolved Remarks | Resolved Under MT750 |
|--------------------------|------------------|-------------------------|--------------------------|---------------|----------------------|----------------------|
| <input type="checkbox"/> | ACW | AIRCRAFT CARRIRER ORIG | <input type="checkbox"/> | | <input type="text"/> | |
| <input type="checkbox"/> | BOL | BILL OF LADING NOT SUBI | <input type="checkbox"/> | | <input type="text"/> | |
| <input type="checkbox"/> | ACW | AIRCRAFT CARRIRER ORIG | <input type="checkbox"/> | | <input type="text"/> | |

Discrepancy Tracer

Tracer Required ☒ Tracer Frequency Tracer Medium Tracer Receiver Party

Tracer Start Date

Reject Hold Cancel Save & Close Back Next

| Field | Description | Sample Values |
|-------------------------|--|---------------|
| Discrepancy Code | Select the discrepancy code based on the discrepancy identified. | |
| Discrepancy Description | Description will be displayed based on the discrepancy code. | |
| Discrepancy Resolved | Set the toggle to 'Yes', if discrepancy is resolved. | |
| Resolved Date | Set the date when discrepancy is resolved. | |
| Resolved Remarks | Provide remarks for discrepancy resolution. | |

Discrepancy Tracer

User can trace the response for the discrepancies identified.

FuTura Bank

My Tasks

FBN UK (GS1)

Feb 1, 2019

SRIDHAR01
subham@gmail.com

Export LC Update Drawings - Scrutiny :: Application No: GS1ELCUD0024742

Documents

Remarks

Screen (5 / 8)

Main Details

Document Details

Shipment Details

Additional Conditions

Discrepancy Details

Additional Details

Maturity Details

Summary

Discrepancy Details

| | Discrepancy Code | Discrepancy Description | Discrepancy Resolved | Resolved Date | Resolved Remarks | Resolved Under MT750 |
|--------------------------|------------------|-------------------------|--------------------------|---------------|------------------|----------------------|
| <input type="checkbox"/> | ACW | AIRCRAFT CARRIRER ORIG | <input type="checkbox"/> | | | |
| <input type="checkbox"/> | BOL | BILL OF LADING NOT SUBI | <input type="checkbox"/> | | | |
| <input type="checkbox"/> | ACW | AIRCRAFT CARRIRER ORIG | <input type="checkbox"/> | | | |

Discrepancy Tracer

Tracer Required

☒

Tracer Frequency

Daily

Tracer Medium

Mail

Tracer Receiver Party

Issuing Bank

Tracer Start Date

Feb 1, 2019

Reject

Hold

Cancel

Save & Close

Back

Next

| Field | Description | Sample Values |
|-----------------------|---|---------------|
| Tracer Required | Toggle on - Switch on the toggle to capture the tracer details. Toggle off - Switch of the toggle, if user does not require to capture tracer details. | |
| Tracer Frequency | System will default the days set up at the product level. Value can be 1, 2 etc. which represents daily, once in 2 days etc. | |
| Tracer Medium | Select the tracer medium from the LOV: <ul style="list-style-type: none"> Mail Email Swift | |
| Tracer Receiver Party | Read only field. 'Applicant' will be defaulted as tracer receiver party. | |
| Tracer Start Date | Capture the tracer start date. If the date is earlier than system date, system to display an error message. | |

Action Buttons

Use action buttons based on the description in the following table:

| Field | Description | Sample Values |
|--------------|---|---------------|
| Submit | On successful submission, task moves to next logical stage of Export Update LC Drawing. If mandatory fields have not been captured, system will display an error message until the mandatory fields data are provided. | |
| Save & Close | Save the information provided and holds the task in you queue for working later. This option will not submit the request. | |
| Cancel | Cancel the Export LC Update Drawing scrutiny stage inputs. | |
| Hold | The details provided will be registered and status will be on hold. This option is used, if there are any pending information yet to be received from applicant. | |
| Reject | On click of Reject, user must select a Reject Reason from a list displayed by the system. Reject Codes: <ul style="list-style-type: none">• R1- Documents missing• R2- Signature Missing• R3- Input Error• R4- Insufficient Balance/Limits• R5 - Others. Select a Reject code and give a Reject Description. This reject reason will be available in the remarks window throughout the process. | |
| Next | Click Next to move to next logical step in Scrutiny stage. | |

Additional Details

FuTura Bank

My Tasks

FBN UK (GS1)

Feb 1, 2019

SRIDHAR01
subham@gmail.com

Export LC Update Drawings - Scrutiny :: Application No: GS1ELCUD0024742

Documents

Remarks

i

Screen (6 / 8)

✓ Main Details

✓ Document Details

✓ Shipment Details

✓ Additional Conditions

✓ Discrepancy Details

● **Additional Details**

○ Maturity Details

○ Summary

Additional Details

Limit & Collateral

Limit Currency : **GBP**

Limit Contribution : **19800**

Limit Status : **Not Verified**

Collateral Currency :

Collateral Contribution :

Collateral Status :

Charge Details

Charge :

Commission :

Tax :

Block Status :

Reject

Hold

Cancel

Save & Close

Back

Next

31

ORACLE®

Limits & Collateral

Limit & Collateral

Limit Details

| Customer ID | Line ID | Contribution % | Contribution Currency | Contribution Amount | Limit Check Response | Response Message |
|---------------------------------|---------|----------------|-----------------------|---------------------|----------------------|--|
| <input type="checkbox"/> 001345 | 001345 | 100 | GBP | £20,000.00 | Available | The Earmark can be performed as the fa |

Collateral Details

| Collateral Type | Collateral % | Currency | Contribution Amount | Settlement Account | Account Balance Check Response | Response Message |
|--|--------------|----------|---------------------|---------------------|--------------------------------|------------------------------|
| <input type="checkbox"/> Cash Collateral | 10 | GBP | £2,000.00 | 2030013450000000010 | Available | The amount block can be perf |

Save & Close
Cancel

Limit Details

Customer ID
001345

Contribution %
100

Contribution Currency
GBP

Limit Currency
GBP

Limit Check Response
Available

Line ID
001345

Limits Description

Contribution Amount
£20,000.00

Limit Available Amount

Response Message
The Earmark can be performed as the f

Verify

Save & Close
Cancel

| Field | Description | Sample Values |
|---------------|---|---------------|
| Limit Details | Read only field. Customer ID: Applicant's/Applicant Bank customer ID will get defaulted. | |
| Line ID | Read only field. LINE ID-DESCRIPTION will be available along with Line ID. | |

| Field | Description | Sample Values |
|------------------------|---|---------------|
| Contribution | System will default this to 100%. | |
| Contribution Currency | The LC currency will be defaulted in this field. | |
| Contribution Amount | Contribution amount will default based on the contribution %. | |
| Limit Currency | Limit Currency will be defaulted in this field. | |
| Limit Available Amount | This field will display the value of available limit, i.e., limit available without any earmark. The Limit Available Amount must be greater than the Contribution Amount. | |
| Limit Check Response | Response can be 'Success' or 'Limit not Available'. | |
| Response Message | Detailed Response message. | |

This section displays the collateral details:

Limit & Collateral

Limit Details

| | Customer ID | Line ID | Contribution % | Contribution Currency | Contribution Amount | Limit Check Response | Response Message |
|--------------------------|-------------|---------|----------------|-----------------------|---------------------|----------------------|--|
| <input type="checkbox"/> | 001345 | 001345 | 100 | GBP | £20,000.00 | Available | The Earmark can be performed as the fa |

Collateral Details

| | Collateral Type | Collateral % | Currency | Contribution Amount | Settlement Account | Account Balance Check Response | Response Message |
|--------------------------|-----------------|--------------|----------|---------------------|----------------------|--------------------------------|------------------------------|
| <input type="checkbox"/> | Cash Collateral | 10 | GBP | £2,000.00 | 20300134500000000010 | Available | The amount block can be perf |

Save & Close
Cancel

Collateral Details

Collateral Type *
Cash Collateral

Collateral % *
20

Currency
GBP

Contribution Amount *
£4,000.00

Settlement Account *
2030013460000000017

Settlement Account Branch
203

Settlement Account Currency
GBP

Account Available Amount
£998,926,760.53

Response
Available

Response Message
The amount block can be performed as

Verify

Save & Close
Cancel

| Field | Description | Sample Values |
|-----------------------------|--|---------------|
| Collateral Type | Cash Collateral (CASA) will be the default value available as collateral type. Selected collateral type will be displayed in this field. | |
| Collateral % | This field displays the percentage of collateral. | |
| Currency | The LC currency will get defaulted in this field. | |
| Contribution Amount | Collateral contribution amount will get defaulted in this field. | |
| Settlement Account | This field displays the details of settlement account for then collateral. | |
| Settlement Account Branch | Settlement Account Branch will be auto-populated based on the Settlement Account selection. | |
| Settlement Account Currency | This field displays the Settlement Account Currency. | |
| Account Available Amount | Account Available Amount will be auto-populated based on the Settlement Account selection. | |
| Response | Response can be 'Success' or 'Amount not Available'. | |
| Response Message | Detailed Response message. | |

Charge Details

This section displays charge details:

Charge Details

Recalculate
Redefault

Charge Details

| Component | Currency | Amount | Modified | Billing | Defer | Waive | Charge Party | Settlement Account |
|-----------|----------|--------|----------|--------------------------|--------------------------|--------------------------|--------------|----------------------|
| LCCOURISS | GBP | £50.00 | | <input type="checkbox"/> | <input type="checkbox"/> | <input type="checkbox"/> | Applicant | 20300134600000000017 |
| LCSWIFTIS | GBP | £50.00 | | <input type="checkbox"/> | <input type="checkbox"/> | <input type="checkbox"/> | Applicant | 20300134600000000017 |
| OTHBNKCHG | GBP | £50.00 | | <input type="checkbox"/> | <input type="checkbox"/> | <input type="checkbox"/> | Applicant | 20300134600000000017 |

Commission Details

| Component | Rate | Currency | Amount | Modified | Defer | Waive |
|-----------|------|----------|--------|----------|-------|-------|
|-----------|------|----------|--------|----------|-------|-------|

Save & Close
Cancel

| Field | Description | Sample Values |
|--------------------|---|---------------|
| Component | Charge Component type. | |
| Currency | Defaults the currency in which the charges have to be collected. | |
| Amount | An amount that is maintained under the product code gets defaulted in this field. | |
| Modified Amount | From the default value, if the rate is changed or the amount is changed, the value gets updated in the modified amount field. | |
| Billing | If charges are handled by separate billing engine, then by selecting billing the details to be available for billing engine for further processing. | |
| Defer | If charges have to be deferred and collected at any future step, this check box has to be selected. | |
| Waive | If charges have to be waived, this check box has to be selected. Based on the customer maintenance, the charges should be marked for Billing or for Defer. | |
| Charge Party | Charge party will be applicant by default. You can change the value to beneficiary | |
| Settlement Account | Details of the settlement account. | |

This section displays the commission details:

Charge Details

Commission Details

| Component | Rate | Currency | Amount | Modified | Defer | Waive |
|-------------|------|----------|------------|----------|--------------------------|--------------------------|
| AILS_N_COMM | 1.5 | GBP | \$1,900.00 | | <input type="checkbox"/> | <input type="checkbox"/> |

Tax Details

| Component | Currency | Amount | Settlement Account |
|-----------|----------|--------|----------------------|
| LCTAX2 | GBP | 95 | 20300134600000000017 |
| LCTAX | GBP | 1600 | 20300134600000000017 |
| LCTAX1 | GBP | 0 | 20300134600000000017 |

Save & Close
Cancel

| Field | Description | Sample Values |
|--------------------|--|---------------|
| Component | This field displays the commission component. | |
| Rate | Defaults from product. | |
| Currency | Defaults the currency in which the commission needs to be collected | |
| Amount | An amount that is maintained under the product code defaults in this field. | |
| Modified Amount | From the default value, if the rate or amount is changed, the modified value gets updated in the modified amount field. | |
| Billing | If charges/commission is handled by separate billing engine, then by selecting billing the details to be available for billing engine for further processing. | |
| Defer | If check box is selected, charges/commissions has to be deferred and collected at any future step. | |
| Waive | Based on the customer maintenance, the charges/commission can be marked for Billing or Defer. If the defaulted Commission is changed to defer or billing or waive, system must capture the user details and the modification details in the 'Remarks' place holder. | |
| Charge Party | Charge party will be 'Applicant' by Default. You can change the value to Beneficiary | |
| Settlement Account | Details of the Settlement Account. | |

The tax component is calculated based on the commission and defaults if maintained at product level. User cannot update tax details and any change in tax amount on account of modification of charges/ commission will be available on click of Re-Calculate button or on hand off to back-end system.

This section displays the tax details:

Charge Details

Commission Details

| Component | Rate | Currency | Amount | Modified | Defer | Waive |
|-------------|------|----------|------------|----------|--------------------------|--------------------------|
| AILS_N_COMM | 1.5 | GBP | \$1,900.00 | | <input type="checkbox"/> | <input type="checkbox"/> |

Tax Details

| Component | Currency | Amount | Settlement Account |
|-----------|----------|--------|----------------------|
| LCTAX2 | GBP | 95 | 20300134600000000017 |
| LCTAX | GBP | 1600 | 20300134600000000017 |
| LCTAX1 | GBP | 0 | 20300134600000000017 |

Save & Close Cancel

| Field | Description | Sample Values |
|--------------------|--|---------------|
| Component | Tax Component type | |
| Currency | The tax currency is the same as the commission. | |
| Amount | The tax amount defaults based on the percentage of commission maintained. User can edit the tax amount, if required. | |
| Settlement Account | Details of the settlement account. | |

Maturity Details

This field displays the maturity details and this tile will be disabled, if the tenor for the drawing is 'Sight'.

FuTura Bank My Tasks FBN UK (GS1) Feb 1, 2019 SRIDHAR01 subham@gmail.com

Export LC Update Drawings - Scrutiny :: Application No: GS1ELCUD0024742 Documents Remarks Screen (7 / 8)

Main Details Document Details Shipment Details Additional Conditions Discrepancy Details Additional Details Maturity Details Summary

Maturity Details

Tenor Type: Sight Tenor Basis: Tenor Days: Start Date: Maturity Date: Usance Interest Rate: Usance Interest Amount: GBP

Maturity Date *

Maturity Details

| Tenor | Tenor Basis | Start Date | Tenor Days | Transit Days | Maturity Date | Usance Interest Rate | Usance Interest Currency | Usance Interest Amount |
|---------------------|-------------|------------|------------|--------------|---------------|----------------------|--------------------------|------------------------|
| No data to display. | | | | | | | | |

Interest From Date: Interest To Date: Acceptance Commission From Date: Acceptance Commission To Date:

Reject Hold Cancel Save & Close Back Next

Provide the maturity details based on the description in the following table:

| Field | Description | Sample Values |
|------------------------|--|---------------|
| Tenor Type | Read only field. This field displays the tenor type as per LC. | |
| Tenor Basis | Provide the tenor basis, if the tenor is not sight. | |
| Tenor Start Date | Provide the tenor start date. | |
| Tenor Days | Provide the number of tenor days | |
| Transit Days | Provide the transit days, if the tenor is sight. | |
| Maturity date | System displays the due date for the drawing based on tenor and tenor basis. If tenor is sight, system will calculate the maturity date as 5 working days from document Received date. User can change this value to any date earlier than the maturity date up to system date. User cannot change the value to later than maturity date. If tenor is Usance, system will calculate the maturity date based on the tenor basis and populate the maturity date. | |
| Usance Interest Rate | Provide the usance interest rate. | |
| Usance Interest Amount | Provide the usance interest amount for the LC value as per the tenor basis. | |

In case of multi tenor, user can provide multiple maturity details by clicking the plus icon.

| Field | Description | Sample Values |
|---------------------------------|--|---------------|
| Interest from Date | Select the interest from date. The interest from date cannot be earlier than branch date and later than maturity date. | |
| Tenor Basis | Provide the tenor basis, if the tenor is not sight. | |
| Acceptance Commission From Date | Provide the acceptance commission from date. | |
| Acceptance Commission To Date | Provide the acceptance commission to date. | |

Summary

User can review the summary of details updated in scrutiny Export LC Update Drawing request.

The tiles must display a list of important fields with values. User can drill down from summary Tiles into respective data segments.

Export LC Update Drawings - Scrutiny :: Application No: GS1ELCUD0024742

Screen (8 / 8)

Summary

Main Details

Product Code : ESUC
Currency : GBP
Amount : 19800

Document Details

Document 1 : INSDOC
Document 2 : INVDOC
Document 6 : MARDOC

Shipment Details

Goods Code :
Goods Description :

Additional Conditions

FFT Code 1 :
FFT Code 2 :

Discrepancy Details

Discrepancy Code 1 : ACW
Discrepancy Code 2 : BOL
Discrepancy Code 3 : ACW

Charge Details

Charge :
Commission :
Tax :
Block Status : Not Initia...

Limits Details

Limit Currency : GBP
Limit Contribution : 19800
Limit Status : Not Verified
Collateral Currency : GBP
Collateral Contr. :
Collateral Status : Not Verified

Maturity Details

Tenor Type : Sight
Tenor Basis :
Maturity Date :

Party Details

Drawee : Marks and ...
Drawer : EMR & CO

Reject Hold Cancel Save & Close Back Next Submit

Tiles Displayed in Summary

- Main Details - User can view details about application details and LC details.
- Party Details - User can view party details like applicant, advising bank etc.
- Document Details - User can view document details.
- Shipment Details - User can view shipment details.
- Additional Conditions - User can view additional conditions of the drawing.
- Discrepancy Details - User can view the discrepancy details of the drawing.
- Maturity Details - User can view the maturity details.
- Limits and Collaterals - User can view limits and collateral details.
- Charges - User can view charge details.

Action Buttons

Use action buttons based on the description in the following table:

| Field | Description | Sample Values |
|--------------|--|---------------|
| Submit | Task will get moved to next logical stage of Export LC Update Drawing. If mandatory fields have not been captured, system will display an error message until the mandatory fields data are provided. | |
| Save & Close | Save the information provided and holds the task in you queue for working later. This option will not submit the request | |
| Cancel | Cancel the Scrutiny stage inputs. | |

| Field | Description | Sample Values |
|--------|---|---------------|
| Hold | <p>The details provided will be registered and status will be on hold.</p> <p>This option is used, if there are any pending information yet to be received from applicant.</p> | |
| Reject | <p>On click of Reject, user must select a Reject Reason from a list displayed by the system.</p> <p>Reject Codes:</p> <ul style="list-style-type: none"> • R1- Documents missing • R2- Signature Missing • R3- Input Error • R4- Insufficient Balance/Limits • R5 - Others. <p>Select a Reject code and give a Reject Description.</p> <p>This reject reason will be available in the remarks window throughout the process.</p> | |

Data Enrichment

Do the following steps to acquire a task at Data enrichment stage:

1. Using the entitled login credentials for scrutiny stage, login to the OBTFPM application.

FuTura Bank

Sign In

User Name *

SRIDHAR

Password *

.....

Sign In

2. On login, user must be able to view the dashboard screen with widgets as mapped to the user.

The dashboard displays several widgets for user SHUBHAM at Bank Futura on 04/13/18. The widgets include:

- Draft Confirmation Pending:** A table with columns Customer Name, Application Date, and Status. Data rows include EMR & CO (25-06-2018), NA (25-06-2018), and NA (21-06-2018).
- Hand-off Failure:** A table with columns Branch, Process Name, and Stage Name. Data row: Bank Futura, NA, Retry HandOff.
- Priority Details:** A table with columns Branch, Process Name, and Stage Name. Data rows include Bank Futura, NA, Amount Blo; Bank Futura, NA, Amount Blo; and 004, NA, Loan Applic.
- High Value Transactions:** A bubble chart showing transactions for GBP. The x-axis ranges from -2 to 12, and the y-axis ranges from -20K to 140K.
- SLA Breach Details:** A table with columns Customer Name, SLA Breached(mins), and Priority. Data rows include NA (23474 H KEERTIV01), HSBC BANK (26667 M SHUBHAM), WALL MART (23495 SHUBHAM), and EMR & CO (26780 M GOPINATH01).
- Priority Summary:** A table with columns Branch, Process Name, and Stage Name. Data row: 203, Cucumber Testing, test descrip.
- Hold Transactions:** A table with columns Branch, Process Name, and Stage Name.
- SLA Status:** A table with columns Branch, Process Name, and Stage Name. Data row: Cucumber Testing.
- Tasks Detailed:** A table with columns Branch, Process Name, and Stage Name.

3. Click Trade Finance> Tasks> Free Tasks.

The Free Tasks screen displays a table of tasks for user SRIDHAR01 at FBN UK (GS1) on Feb 1, 2019. The table has columns: Action, Priority, Application Number, Branch, Customer Number, Amount, Process Name, and Stage. The tasks are:

| Action | Priority | Application Number | Branch | Customer Number | Amount | Process Name | Stage |
|----------------|----------|--------------------|--------|-----------------|------------|---------------------------|-----------------|
| Acquire & Edit | M | GS1ELCUD0024742 | GS1 | 000262 | £19,800.00 | Export LC Update Drawings | Data Enrichment |
| Acquire & Edit | M | GS1ILCUD0024767 | GS1 | 000343 | £11,000.00 | Import LC Update Drawings | Data Enrichment |
| Acquire & Edit | H | 203ILCIS0024763 | 203 | 000344 | £121.00 | Import LC Issuance | Scrutiny |
| Acquire & Edit | H | 203ILCIS0024760 | 203 | 000344 | £4,534.00 | Import LC Issuance | Scrutiny |
| Acquire & Edit | M | GS1ELCAD0024723 | GS1 | 004567892 | ZMK200.00 | Export LC Issuance | Scrutiny |
| Acquire & Edit | M | 239ELCAD0024722 | GS1 | 000264 | ZMK10.00 | Export LC Issuance | Scrutiny |

The screen also includes a sidebar with navigation options: Core Maintenance, Corporate Lending, Dashboard, Maintenance, Security Management, Tasks (highlighted), Completed Tasks, Free Tasks (highlighted), Hold Tasks, My Tasks, Search, Supervisor Tasks, Trade Finance, and Virtual Account Manage... The bottom of the screen shows pagination: Page 1 of 1 (1-10 of 10 items), Previous, 1 - 10 of 3871 records, Next.

4. Select the appropriate task and click **Acquire & Edit** to edit the task or click **Acquire** to edit the task from **My Tasks** tab.

| Action | Priority | Application Number | Branch | Customer Number | Amount | Process Name | Stage |
|---------------------------|----------|--------------------|--------|-----------------|------------|---------------------------|-----------------|
| Acquire & Edit | M | GS1ELCUD0024742 | GS1 | 000262 | £19,800.00 | Export LC Update Drawings | Data Enrichment |
| Acquire & Edit | M | GS1ILCUD0024767 | GS1 | 000343 | £11,000.00 | Import LC Update Drawings | Data Enrichment |
| Acquire & Edit | H | 203ILCIS0024763 | 203 | 000344 | £121.00 | Import LC Issuance | Scrutiny |
| Acquire & Edit | H | 203ILCIS0024760 | 203 | 000344 | £4,534.00 | Import LC Issuance | Scrutiny |
| Acquire & Edit | M | GS1ELCAD0024723 | GS1 | 004567892 | ZMK200.00 | Export LC Issuance | Scrutiny |
| Acquire & Edit | M | 239ELCAD0024722 | GS1 | 000264 | ZMK10.00 | Export LC Issuance | Scrutiny |

5. The acquired task will be available in **My Tasks** tab. Click **Edit** to provide input for data enrichment stage.

| Action | Priority | Application Number | Branch | Customer Number | Amount | Process Name | Stage |
|-------------|----------|--------------------|--------|-----------------|------------|---------------------------|-----------------|
| Edit | M | GS1ELCUD0024742 | GS1 | 000262 | £19,800.00 | Export LC Update Drawings | Data Enrichment |

The Data Enrichment stage has five sections as follows:

- Main Details
- Discrepancy Details
- Maturity Details
- Additional Details
- Summary

Let's look at the details for Data Enrichment stage. User must be able to enter/update the following fields. Some of the fields that are already having value from Scrutiny/Online channels may not be editable.

Main Details

Main details section has two sub section as follows:

- Application
- Application Details

- Drawing Details

Application

This section provides a quick snapshot of details of LC. This Application section will be available in all the sections of Scrutiny stage and the fields will be read only. This section is collapsible.

Application Details

All fields displayed under Basic details section, would be read only except for the **Priority**. Refer to [Application Details](#) for more information of the fields.

Following field can be amended based on the description provided in the following table:

| Field | Description | Sample Values |
|----------|--|---------------|
| Priority | User can change the priority defaulted' Values are High, Medium and Low. | High |

Drawing Details

The fields listed under this section are same as the fields listed under the [Drawing Details](#) section in [Registration](#). Refer to [Drawing Details](#) for more information of the fields. During registration, if user has not captured input, then user can capture the details in this section.

Main Details

Application Details

LC Advised by us ☐ Drawing Reference Number Export LC Reference Number Beneficiary

Branch Priority Submission Mode Drawing Date

Document Received date ProcessReferenceNumber

LC Details

Document Received Tenor Product Code Product Description

Drawing Reference Applicant Issuing Bank Issuing Bank Reference

Expiry Date LC Drawing Amount Outstanding LC Value Additional Amount

Following fields can be amended based on the description in the following table:

| Field | Description | Sample Values |
|---------------------|--|---------------|
| Cover Letter Date | Read only field. Cover letter date will be auto-populated based on the selected drawing. | |
| Documents Received | Enables to user to select the number of sets of documents received from the drop down: <ul style="list-style-type: none"> First Second Both | |
| Tenor | Read only field. Tenor will be auto-populated based on the selected drawing. | |
| Product Code | Read only field. Product code will be auto-populated based on the selected drawing. | |
| Product Description | Read only field. This field displays the description of the product as per the product code. | |
| Operation | Select the operation code. | |

| Field | Description | Sample Values |
|--------------------------------|--|---------------|
| Issuing Bank | <p>LC advised by us: Read only field.</p> <p>Issuing bank will be auto-populated based on the selected LC from the LOV.</p> <p>LC not advised us: Select the issuing bank. Party type with banks will only be displayed in LOV.</p> <p>The system will display the</p> <p>a) SWIFT code (if available)</p> <p>b) Name and address of the bank</p> <p>On selection of the record if SWIFT code is available then SWIFT code will be populated, if SWIFT code is not available then the bank's name and address will be populated.</p> | |
| Issuing Bank Reference | <p>LC Advised by us: Read only field.</p> <p>Issuing bank reference will be auto-populated based on the selected LC from the LOV.</p> <p>LC not advised by us: Provide the issuing bank reference number.</p> | |
| Expiry Date | <p>Read only field.</p> <p>Expiry date will be auto-populated based on the selected drawing.</p> | |
| Applicant | <p>Read only field.</p> <p>Applicant will be auto-populated based on the selected drawing.</p> | |
| Outstanding LC Value | <p>Read only field.</p> <p>Outstanding LC value will be auto-populated. This field displays the value as per the latest LC.</p> | |
| LC Drawing Amount | <p>Read only field.</p> <p>This field displays the drawing amount from the drawing.</p> | |
| Negotiation/Financing Currency | Select the Negotiation/Financing Currency. | |
| Negotiation/Financing Amount | Provide the Negotiation/Financing Amount. | |
| Unlinked FX Rate | Provide the unlinked FX Rate. | |
| Additional Amount | This field enables user to provide any additional amount to be processed under the LC drawing. | |
| Incoming Swift Message | In case of swift message received (MT 752, MT 732, MT 734, MT 799) | |

Action Buttons

Use action buttons based on the description in the following table:

| Field | Description | Sample Values |
|--------------|---|---------------|
| Submit | Task will get moved to next logical stage of Export LC Update Drawing. If mandatory fields have not been captured, system will display an error message until the mandatory fields data are provided. In case of duplicate documents' system will terminate the process after handing off the details to back office. | |
| Save & Close | Save the information provided and holds the task in you queue for working later. This option will not submit the request. | |
| Cancel | Cancel the Scrutiny stage inputs. | |
| Hold | The details provided will be on hold. This option is used, if there are any pending information yet to be received from applicant. | |
| Reject | On click of Reject, user must select a Reject Reason from a list displayed by the system. Reject Codes: <ul style="list-style-type: none">• R1- Documents missing• R2- Signature Missing• R3- Input Error• R4- Insufficient Balance/Limits• R5 - Others. Select a Reject code and give a Reject Description. This reject reason will be available in the remarks window throughout the process. | |
| Next | Click Next to move to next logical step in Scrutiny stage. | |

Update

Verify/Update the following sections, if required.

Shipment Details

This is a read only section. Refer the Export LC Drawing User Manual for more information of the fields.

Document Details

User can verify the documents received and identify discrepancies, if any. Compare the document received with the required documents and identify the discrepancies, if any. This section also enables

user can add any new documents provided by beneficiary. Provide the information based on the description in the following table:

FuTura Bank My Tasks FBN UK (GS1) Feb 1, 2019 SRIDHAR01 subham@gmail.com

Export LC Update Drawings - Scrutiny :: Application No: GS1ELCUD0024742 Documents Remarks

Main Details
Document Details
 Shipment Details
 Additional Conditions
 Discrepancy Details
 Additional Details
 Maturity Details
 Summary

Document Details Screen (2 / 8)

| | Document Code | Document Reference Number | Copy | Original | Description | | Received Copy | Received Original |
|--------------------------|---------------|---------------------------|------|----------|-------------|--|---------------|-------------------|
| <input type="checkbox"/> | INSDOC | | | 3/3 | | | | 2 |
| <input type="checkbox"/> | INVDOC | | | 3/3 | | | | 2 |
| <input type="checkbox"/> | MARDOC | | | 3/3 | | | | 3 |

| Field | Description | Sample Values |
|---------------------------|--|---------------|
| Document Code | Document code is auto-populated from the latest LC. | |
| Document Reference Number | Enables user to provide the reference number available in the documents. | |
| Copy | Number of duplicate copies of documents as required in LC. | |
| Original | Number of documents in original as required in LC. | |
| Description | Description of the document required as per LC. | |
| Received Copy | Provide the number of duplicate copies of documents received. | |
| Received Original | Provide the number of originals of documents received. | |
| Received Description | Provide the description of the documents received from presenting bank. | |
| Discrepant | System marks the discrepant toggle as 'Yes' if there is difference between number of documents required and number of documents received. It also enables the user to make the changes, if any discrepancy identified in the document. | |
| Discrepancy Code | Select the discrepancy code based on the discrepancy identified. | |
| Discrepancy Description | Description will be displayed based on the discrepancy code. | |

Discrepancy Details

This section displays the list of discrepancies captured and user can capture any additional discrepancies identified. If any of the discrepancies is resolved, the details must be captured in this section.

FuTura Bank My Tasks FBN UK (GS1) Feb 1, 2019 SRIDHARO
subham@gmail.com

Export LC Update Drawings - Scrutiny :: Application No: GS1ELCUD0024742

Documents **Remarks** ⓘ ↗ ✕

Screen (5 / 8)

- ☒ Main Details
- ☒ Document Details
- ☒ Shipment Details
- ☒ Additional Conditions
- ☒ **Discrepancy Details**
- ☐ Additional Details
- ☐ Maturity Details
- ☐ Summary

Discrepancy Details

| | Discrepancy Code | Discrepancy Description | Discrepancy Resolved | Resolved Date | Resolved Remarks | Resolved Under MT750 |
|--------------------------|------------------|-------------------------|--------------------------|----------------------|----------------------|----------------------|
| <input type="checkbox"/> | ACW | AIRCRAFT CARRIRER ORIG | <input type="checkbox"/> | <input type="text"/> | <input type="text"/> | |
| <input type="checkbox"/> | BOL | BILL OF LADING NOT SUBI | <input type="checkbox"/> | <input type="text"/> | <input type="text"/> | |
| <input type="checkbox"/> | ACW | AIRCRAFT CARRIRER ORIG | <input type="checkbox"/> | <input type="text"/> | <input type="text"/> | |

Discrepancy Tracer

Tracer Required ☒

Tracer Frequency

Tracer Medium

Tracer Receiver Party

Tracer Start Date

Reject Hold Cancel Save & Close Back Next

| Field | Description | Sample Values |
|-------------------------|--|---------------|
| Discrepancy Code | Read only field. This field displays the discrepancy code based on the discrepancy identified. | |
| Discrepancy Description | Read only field. This field displays the description based on the description code. | |
| Discrepancy Resolved | Set the toggle to 'Yes', if discrepancy is resolved. | |
| Resolved Date | Set the date when discrepancy is resolved. | |
| Resolved Remarks | Provide remarks for discrepancy resolution. | |
| Resolved Under MT752 | The discrepancies which are resolved under MT752 are listed here and will not be available in the Discrepancy summary field. | |

Discrepancy Tracer

| Field | Description | Sample Values |
|------------------|--|---------------|
| Tracer Required | <p>Toggle on - Switch on the toggle to capture the tracer details.</p> <p>Toggle off - Switch of the toggle, if user does not require to capture tracer details.</p> | |
| Tracer Frequency | System will default the days set up at the product level. Value can be 1, 2 etc. which represents daily, once in 2 days etc. | |

| Field | Description | Sample Values |
|-----------------------|---|---------------|
| Tracer Medium | Select the tracer medium from the LOV: <ul style="list-style-type: none"> • Mail • Email • Swift | |
| Tracer Receiver Party | Read only field. 'Applicant' will be defaulted as tracer receiver party. | |
| Tracer Start Date | Capture the tracer start date. If the date is earlier than system date, system to display an error message. | |

Acceptance/Payment

Payment Details

PaymentDetails

Auto Liquidation Required

☐

Reimbursing Bank

Preshipment Credit Outstanding Amount

Preshipment Credit Aailed

☐

Reimbursement Days

Preshipment Credit Repayment Amount

Reimbursement Claimed

☒

Preshipment Credit A/C No.

Repay Preshipment Credit

☐

Reimbursement Date

Provide the payment and acceptance details as per the description in the following table:

| Field | Description | Sample Values |
|-----------------------------|---|---------------|
| Auto Liquidation Required | Yes: Select Yes if auto liquidation is required. It is applicable only if the drawing is without discrepancy. No: Select No if auto liquidation is not required. | |
| Reimbursement to be claimed | Yes: Select Yes if reimbursement to be claimed. This is applicable if the Reimbursement Bank field has value. No: Select No if there are no reimbursement to be claimed. | |
| Reimbursement Days | Provide the number of days before the maturity date on which the reimbursement claim needs to be triggered. | |
| Reimbursing Bank | Read only field. Reimbursing bank details gets defaulted from the LC. | |

| Field | Description | Sample Values |
|--|---|---------------|
| Reimbursement Date | Reimbursement date will be displayed based on the reimbursement days and maturity date. Enables user to capture the reimbursement date. If reimbursement date is later than the branch date, system will display an error. | |
| Pre-shipment Credit Account Number | This field displays the pre-shipment credit account number. | |
| Pre-shipment Credit Outstanding Amount | This field displays the pre-shipment credit outstanding amount. | |
| Pre-shipment Credit Repayment Amount | This field displays the pre-shipment credit repayment amount. | |
| Acceptance | | |
| Acceptance Received | Yes: Select Yes, if the acceptance is received. No: Select No, if the acceptance is not received. | |
| Acceptance Date | Provide the acceptance date. | |

Maturity Details

This field displays the maturity details and this section will be disabled, if the tenor for the drawing is 'Sight'.

Provide the maturity details based on the description in the following table:

| Field | Description | Sample Values |
|------------------|---|---------------|
| Tenor Type | Read only field. This field displays the tenor type as per LC. | |
| Tenor Basis | Provide the tenor basis, if the tenor is not sight. | |
| Tenor Start Date | Provide the tenor start date. | |
| Tenor Days | Provide the number of tenor days | |

| Field | Description | Sample Values |
|------------------------|---|---------------|
| Transit Days | Provide the transit days, if the tenor is sight. | |
| Maturity date | <p>System displays the due date for the drawing based on tenor and tenor basis.</p> <p>If tenor is sight, system will calculate the maturity date as 5 working days from document Received date. User can change this value to any date earlier than the maturity date up to system date. User cannot change the value to later than maturity date.</p> <p>If tenor is Usance, system will calculate the maturity date based on the tenor basis and populate the maturity date.</p> | |
| Usance Interest Rate | Provide the usance interest rate. | |
| Usance Interest Amount | Provide the usance interest amount for the LC value as per the tenor basis. | |

In case of multi tenor, user can provide multiple maturity details by clicking the plus icon.

| Field | Description | Sample Values |
|--------------------|--|---------------|
| Interest from Date | Select the interest from date. The interest from date cannot be earlier than branch date and later than maturity date. | |
| Interest to Date | Maturity date is auto-populated in this field. | |

FX Linkage

This section enables the user to link the existing FX contract(s) to the drawing. User can link one or more FX deals to a drawing/bill. The linked value of an FX deal(s) must not exceed the value of the drawing/bill.

FX contract linkage with the Drawing/Bill booking can happen only for immediate liquidation of sight payment or for Usance. For manual sight payment, the user needs to link the FX contract on the date of liquidation of the drawing/bill.

Provide the FX linkage detail based on the description in the following table:

FX Linkage

FX Linkage

Drawing Currency
GBP


Drawing Amount
£20,000.00

Drawing Maturity Date
Dec 12, 2018

| Contract Reference Number | Contract Currency | Contract Amount | Contract Available Amount | Linkage Amount | Rate | Amount in Contract Currency |
|---------------------------|-------------------|-----------------|---------------------------|----------------|------|-----------------------------|
| No data to display. | | | | | | |

Average FX Rate
0

Save & Close
Cancel

| Field | Description | Sample Values |
|---------------------------|--|---------------|
| Drawing Currency | Read only field. This field displays the currency details from the drawing. | |
| Drawing Amount | Read only field. This field displays the drawing amount from the drawing. | |
| Drawing Maturity Date | System to display the due date for the drawing in case of a Usance bill. In case of a sight bill, the system should display the current branch date as Maturity Date (for processing immediate payment). | |
| Contract Reference Number | Select the FX contract from the LOV. | |
| Contract Currency | This field displays the currency of the FX contract. | |
| Contract Amount | This field displays the amount of the FX contract. | |
| Contract Available Amount | This field displays the unlinked/ available amount under the FX contract. | |
| Linkage Amount | <p>If FX contract is linked already for the underlying LC, system will display the amount linked. If FX contract is not linked, user can provide the Linkage amount.</p> <div>  <p>Note</p> <p>The linkage amount must not be more than the drawing amount.</p> </div> | |
| Rate | This field displays the rate at which the contract is booked. | |

| Field | Description | Sample Values |
|-----------------------------|---|---------------|
| Amount in Contract Currency | This field displays the amount in contract currency converted from FX currency. | |
| FX Expiry Date | Application auto populates the FX expiry date. | |
| Delivery period - From | This displays the date from which the contract is available for utilization. | |
| Delivery Period - To | This field displays the date till which contract is valid. | |
| Average FX Rate | Average rate for more than one contract if linked. | |

Settlement Details

Provide the settlement details based on the description in the following table:

The screenshot shows a window titled "Settlement Details" with a close button (X). Inside, there is a section titled "Settlement Details" containing a table. The table has six columns: Component, Currency, Account Description, Account Currency, Netting Indicator, and Amount. The table is currently empty, displaying the message "No data to display." At the bottom right of the window, there are two buttons: "Save & Close" and "Cancel".

| Field | Description | Sample Values |
|---------------------|---|---------------|
| Component | Components gets defaulted based on the product selected. | |
| Currency | Application displays the default currency for the component. | |
| Debit/Credit | Application displays the debit/credit indicators for the components. | |
| Account Description | Application displays the description of the selected account. | |
| Account Currency | Application defaults the currency for all the items based on the account number. | |
| Netting Indicator | Application displays the applicable netting indicator. | |
| Amount | Amount for each component. This is populated from the transaction details of the drawing. | |

Additional Details

FuTura Bank

My Tasks

Bank Futura -Br... (203) Apr 13, 2018 SRIDHAR

Import LC Update Drawing - Data Enrichment

DocumentsRemarks

✓ Main Details

✓ Discrepancy Details

✓ Maturity Details

● Additional Details

Summary

Additional Details

Application :- 203ILCUD0018414

Revolving

Revolving : **No**

Revolving In :

Revolving Units :

Limit & Collateral

Limit Currency :

Limit Contribution :

Limit Status :

Collateral Currency : **GBP**

Collateral Contribution : **1100**

Collateral Status : **Not Applicable**

Charge Details

Charge :

Commission :

Tax :

Block Status :

Payment Details

Immediate Required : **No**

Immediate Accept : **No**

Reim Claimed : **No**

Settlement Details

Component : **BILL_LIQ_AMTEQ**

Account Number : **203001345000000**

Account Currency : **GBP**

Description : **NESTLE**

FX Linkage

Reference Number :

Currency :

Amount :

Loan Preference

Loan Tenor :

Loan Maturity :

Loan Amount :

Reject

Hold

Cancel

Save & Close

Back

Next

Limits & Collateral

Limit & Collateral

Limit Details

| | Customer ID | Line ID | Contribution % | Contribution Currency | Contribution Amount | Limit Check Response | Response Message |
|--------------------------|-------------|---------|----------------|-----------------------|---------------------|----------------------|--|
| <input type="checkbox"/> | 001345 | 001345 | 100 | GBP | £20,000.00 | Available | The Earmark can be performed as the fa |

Collateral Details

| | Collateral Type | Collateral % | Currency | Contribution Amount | Settlement Account | Account Balance Check Response | Response Message |
|--------------------------|-----------------|--------------|----------|---------------------|---------------------|--------------------------------|------------------------------|
| <input type="checkbox"/> | Cash Collateral | 10 | GBP | £2,000.00 | 2030013450000000010 | Available | The amount block can be perf |

Save & Close
Cancel

Limit Details

Customer ID
001345

Contribution %
100

Contribution Currency
GBP

Limit Currency
GBP

Limit Check Response
Available

Line ID
001345

Limits Description

Contribution Amount
£20,000.00

Limit Available Amount

Response Message
The Earmark can be performed as the f

Verify

Save & Close
Cancel

| Field | Description | Sample Values |
|---------------|---|---------------|
| Limit Details | Read only field. Customer ID: Applicant's/Applicant Bank customer ID will get defaulted. | |
| Line ID | Read only field. LINE ID-DESCRIPTION will be available along with Line ID. | |

| Field | Description | Sample Values |
|------------------------|---|---------------|
| Contribution | System will default this to 100%. | |
| Contribution Currency | The LC currency will be defaulted in this field. | |
| Contribution Amount | Contribution amount will default based on the contribution %. | |
| Limit Currency | Limit Currency will be defaulted in this field. | |
| Limit Available Amount | This field will display the value of available limit, i.e., limit available without any earmark. The Limit Available Amount must be greater than the Contribution Amount. | |
| Limit Check Response | Response can be 'Success' or 'Limit not Available'. | |
| Response Message | Detailed Response message. | |

This section displays the collateral details:

Limit & Collateral

Limit Details

| | Customer ID | Line ID | Contribution % | Contribution Currency | Contribution Amount | Limit Check Response | Response Message |
|--------------------------|-------------|---------|----------------|-----------------------|---------------------|----------------------|--|
| <input type="checkbox"/> | 001345 | 001345 | 100 | GBP | £20,000.00 | Available | The Earmark can be performed as the fa |

Collateral Details

| | Collateral Type | Collateral % | Currency | Contribution Amount | Settlement Account | Account Balance Check Response | Response Message |
|--------------------------|-----------------|--------------|----------|---------------------|----------------------|--------------------------------|------------------------------|
| <input type="checkbox"/> | Cash Collateral | 10 | GBP | £2,000.00 | 20300134500000000010 | Available | The amount block can be perf |

Save & Close
Cancel

Collateral Details

Collateral Type *

Cash Collateral

Collateral % *

20

Currency

GBP

Contribution Amount *

£4,000.00

Settlement Account *

2030013460000000017

Settlement Account Branch

203

Settlement Account Currency

GBP

Account Available Amount

£998,926,760.53

Response

Available

Response Message

The amount block can be performed as

Verify

Save & Close

Cancel

| Field | Description | Sample Values |
|-----------------------------|--|---------------|
| Collateral Type | Cash Collateral (CASA) will be the default value available as collateral type. Selected collateral type will be displayed in this field. | |
| Collateral % | This field displays the percentage of collateral. | |
| Currency | The LC currency will get defaulted in this field. | |
| Contribution Amount | Collateral contribution amount will get defaulted in this field. | |
| Settlement Account | This field displays the details of settlement account for then collateral. | |
| Settlement Account Branch | Settlement Account Branch will be auto-populated based on the Settlement Account selection. | |
| Settlement Account Currency | This field displays the Settlement Account Currency. | |
| Account Available Amount | Account Available Amount will be auto-populated based on the Settlement Account selection. | |
| Response | Response can be 'Success' or 'Amount not Available'. | |
| Response Message | Detailed Response message. | |

Charge Details

This section displays charge details:

Charge Details

Recalculate
Redefault

Charge Details

| Component | Currency | Amount | Modified | Billing | Defer | Waive | Charge Party | Settlement Account |
|-----------|----------|--------|----------|--------------------------|--------------------------|--------------------------|--------------|----------------------|
| LCCOURISS | GBP | £50.00 | | <input type="checkbox"/> | <input type="checkbox"/> | <input type="checkbox"/> | Applicant | 20300134600000000017 |
| LCSWIFTIS | GBP | £50.00 | | <input type="checkbox"/> | <input type="checkbox"/> | <input type="checkbox"/> | Applicant | 20300134600000000017 |
| OTHBNKCHG | GBP | £50.00 | | <input type="checkbox"/> | <input type="checkbox"/> | <input type="checkbox"/> | Applicant | 20300134600000000017 |

Commission Details

| Component | Rate | Currency | Amount | Modified | Defer | Waive |
|-----------|------|----------|--------|----------|-------|-------|
|-----------|------|----------|--------|----------|-------|-------|

Save & Close
Cancel

| Field | Description | Sample Values |
|--------------------|---|---------------|
| Component | Charge Component type. | |
| Currency | Defaults the currency in which the charges have to be collected. | |
| Amount | An amount that is maintained under the product code gets defaulted in this field. | |
| Modified Amount | From the default value, if the rate is changed or the amount is changed, the value gets updated in the modified amount field. | |
| Billing | If charges are handled by separate billing engine, then by selecting billing the details to be available for billing engine for further processing. | |
| Defer | If charges have to be deferred and collected at any future step, this check box has to be selected. | |
| Waive | If charges have to be waived, this check box has to be selected. Based on the customer maintenance, the charges should be marked for Billing or for Defer. | |
| Charge Party | Charge party will be applicant by default. You can change the value to beneficiary | |
| Settlement Account | Details of the settlement account. | |

This section displays the commission details:

Charge Details

Commission Details

| Component | Rate | Currency | Amount | Modified | Defer | Waive |
|-------------|------|----------|------------|----------|--------------------------|--------------------------|
| AILS_N_COMM | 1.5 | GBP | \$1,900.00 | | <input type="checkbox"/> | <input type="checkbox"/> |

Tax Details

| Component | Currency | Amount | Settlement Account |
|-----------|----------|--------|----------------------|
| LCTAX2 | GBP | 95 | 20300134600000000017 |
| LCTAX | GBP | 1600 | 20300134600000000017 |
| LCTAX1 | GBP | 0 | 20300134600000000017 |

| Field | Description | Sample Values |
|--------------------|--|---------------|
| Component | This field displays the commission component. | |
| Rate | Defaults from product. | |
| Currency | Defaults the currency in which the commission needs to be collected | |
| Amount | An amount that is maintained under the product code defaults in this field. | |
| Modified Amount | From the default value, if the rate or amount is changed, the modified value gets updated in the modified amount field. | |
| Billing | If charges/commission is handled by separate billing engine, then by selecting billing the details to be available for billing engine for further processing. | |
| Defer | If check box is selected, charges/commissions has to be deferred and collected at any future step. | |
| Waive | Based on the customer maintenance, the charges/commission can be marked for Billing or Defer. If the defaulted Commission is changed to defer or billing or waive, system must capture the user details and the modification details in the 'Remarks' place holder. | |
| Charge Party | Charge party will be 'Applicant' by Default. You can change the value to Beneficiary | |
| Settlement Account | Details of the Settlement Account. | |

The tax component is calculated based on the commission and defaults if maintained at product level. User cannot update tax details and any change in tax amount on account of modification of charges/ commission will be available on click of Re-Calculate button or on hand off to back-end system.

This section displays the tax details:

Charge Details

Commission Details

| Component | Rate | Currency | Amount | Modified | Defer | Waive |
|-------------|------|----------|------------|----------|--------------------------|--------------------------|
| AILS_N_COMM | 1.5 | GBP | \$1,900.00 | | <input type="checkbox"/> | <input type="checkbox"/> |

Tax Details

| Component | Currency | Amount | Settlement Account |
|-----------|----------|--------|----------------------|
| LCTAX2 | GBP | 95 | 20300134600000000017 |
| LCTAX | GBP | 1600 | 20300134600000000017 |
| LCTAX1 | GBP | 0 | 20300134600000000017 |

Save & Close
Cancel

| Field | Description | Sample Values |
|--------------------|--|---------------|
| Component | Tax Component type | |
| Currency | The tax currency is the same as the commission. | |
| Amount | The tax amount defaults based on the percentage of commission maintained. User can edit the tax amount, if required. | |
| Settlement Account | Details of the settlement account. | |

Action Buttons

Use action buttons based on the description in the following table:

| Field | Description | Sample Values |
|--------------|--|---------------|
| Submit | Task will get moved to next logical stage of Export LC Update Drawing. If mandatory fields have not been captured, system will display an error message until the mandatory fields data are provided. | |
| Save & Close | Save the information provided and holds the task in you queue for working later. This option will not submit the request | |
| Cancel | Cancel the Data Enrichment stage inputs. | |
| Hold | The details provided will be registered and status will be on hold. This option is used, if there are any pending information yet to be received from applicant. | |

| Field | Description | Sample Values |
|--------|---|---------------|
| Reject | <p>On click of Reject, user must select a Reject Reason from a list displayed by the system.</p> <p>Reject Codes:</p> <ul style="list-style-type: none"> • R1- Documents missing • R2- Signature Missing • R3- Input Error • R4- Insufficient Balance/Limits • R5 - Others. <p>Select a Reject code and give a Reject Description.</p> <p>This reject reason will be available in the remarks window throughout the process.</p> | |
| Next | Click Next to move to next logical step in Data Enrichment stage. | |

Message Preview

User can view the draft message (outgoing MT754 and MT742/MT750/MT742 SWIFT message format) being displayed on the preview message text box.

Summary

User can review the summary of details updated in Data Enrichment stage Import LC Drawing request.

FuTura Bank My Tasks FBN UK (GS1) Feb 1, 2019 SRIDHAR01 subham@gmail.com

Export LC Update Drawings - Data Enrichment :: Application No: GS1ELCUD0024742 Documents Remarks Audit

Screen (8 / 8)

- Main Details
- Document Details
- Additional Conditions
- Shipment Details
- Discrepancy Details
- Maturity Details
- Additional Details
- Summary**

Summary

| Main Details | | Document Details | | Additional Conditions | |
|--------------|---------|------------------|----------|-----------------------|---|
| Product Code | : ESUC | Document 1 | : INSDOC | FFT Code 1 | : |
| Currency | : GBP | Document 2 | : INVDOC | FFT Code 2 | : |
| Amount | : 19800 | Document 6 | : MARDOC | | |

| Shipment Details | | Discrepancy Details | | Maturity Details | |
|-------------------|---|---------------------|-------|------------------|---------|
| Goods Code | : | Discrepancy Code 1 | : ACW | Tenor Type | : Sight |
| Goods Description | : | Discrepancy Code 2 | : BOL | Tenor Basis | : |
| | | Discrepancy Code 3 | : ACW | Maturity Date | : |

| Limit Details | | Charge Details | | Compliance | |
|---------------------|----------------|----------------|-----------------|------------|-----------------|
| Limit Currency | : GBP | Charge | : | KYC | : Verified |
| Limit Contribution | : 19800 | Commission | : | Sanctions | : Not Initia... |
| Limit Status | : Not Verified | Tax | : | AML | : Not Initia... |
| Collateral Currency | : GBP | Block Status | : Not Initia... | | |
| Collateral Contr. | : | | | | |
| Collateral Status | : Not Verified | | | | |

| Party Details | |
|---------------|-----------------|
| Drawee | : Marks and ... |
| Drawer | : EMR & CO |

Reject Hold Cancel Save & Close Back Next Submit

Tiles Displayed in Summary

- Main Details - User can view details about application details and LC details.
- Party Details - User can view party details like applicant, advising bank etc.
- Shipment Details - User can view the shipment details.
- Documents and Conditions - User can view the documents and conditions details.
- Discrepancy Details - User can view the discrepancy details of the drawing.
- Maturity Details - User can view the maturity details.
- Limits and Collaterals - User can view limits and collateral details.
- Charges - User can view charge details.
- Acceptance/Payment Details - User can view payment details.
- Settlement Details - User can view settlement details.
- FX Linkage - User can view the FX linkage details.
- Compliance - User can view compliance details. The status must be verified for KYC and to be initiated for AML and Sanction Checks.

Action Buttons

Use action buttons based on the description in the following table:

| Field | Description | Sample Values |
|--------------|---|---------------|
| Submit | Task will get moved to next logical stage of Export LC Update Drawing. If mandatory fields have not been captured, system will display an error message until the mandatory fields data are provided. | |
| Save & Close | Save the information provided and holds the task in you queue for working later. This option will not submit the request | |
| Cancel | Cancel the Data Enrichment stage inputs. | |
| Hold | The details provided will be registered and status will be on hold. This option is used, if there are any pending information yet to be received from applicant. | |
| Reject | On click of Reject, user must select a Reject Reason from a list displayed by the system. Reject Codes: <ul style="list-style-type: none">• R1- Documents missing• R2- Signature Missing• R3- Input Error• R4- Insufficient Balance/Limits• R5 - Others. Select a Reject code and give a Reject Description. This reject reason will be available in the remarks window throughout the process. | |

Exceptions

The Export LC Update Drawing request, before it reaches the approval stage, the application will validate the Amount Block, KYC and AML. If any of these failed in validation will reach exception stage for further clearance for the exceptions.

Exception - Amount Block

As part of amount block validation, application will check if sufficient balance is available in the account to create the block. On hand-off, system will debit the blocked account to the extent of block and credit charges/ commission account in case of charges block or credit the amount in suspense account for blocks created for collateral.

The transactions that have failed amount block due to non-availability of amount in respective account will reach the amount block exception stage.

Log in into OBTFPM application, amount block exception queue. Amount block validation failed tasks for trade transactions will be listed in the queue. Open the task to view summary of important fields with values.

Exception is created when sufficient balance is not available for blocking the settlement account and the same can be addressed by the approver in the following ways:

Approve:

- Settlement amount will be funded (outside of this process)
- Allow account to be overdrawn during hand-off

Refer:

- Refer back to DE providing alternate settlement account to be used for block.
- Different collateral to be mapped or utilize lines in place of collateral.

Reject:

Reject the transaction due to non-availability of sufficient balance in settlement account

Amount Bock Exception

This section will display the amount block exception details.

Summary

Tiles Displayed in Summary:

- Main Details - User can view and modify details about application details and LC details, if required.
- Party Details - User can view and modify party details like beneficiary, advising bank etc., if required
- Limits and Collaterals - User can view and modify limits and collateral details, if required.
- Charge Details - User can view and modify details provided for charges, if required.

Action Buttons

Use action buttons based on the description in the following table:

| Field | Description | Sample Values |
|--------|---|---------------|
| Reject | <p>On click of reject, user must select a Reject Reason from a list displayed by the system.</p> <p>Reject Codes:</p> <ul style="list-style-type: none">• R1- Documents missing• R2- Signature Missing• R3- Input Error• R4- Insufficient Balance/Limits• R5 - Others. <p>Select a Reject code and give a Reject Description.</p> <p>This reject reason will be available in the remarks window throughout the process.</p> | |

| Field | Description | Sample Values |
|---------|---|---------------|
| Hold | The details provided will be registered and status will be on hold. This option is used, if there are any pending information yet to be received from applicant. | |
| Refer | User will be able to refer the task back to the Data Enrichment user. User must select a Refer Reason from the values displayed by the system. Refer Codes: <ul style="list-style-type: none"> • R1- Documents missing • R2- Signature Missing • R3- Input Error • R4- Insufficient Balance- Limits • R5 - Others | |
| Cancel | Cancel the Export LC Update Drawing Amount Block Exception check. | |
| Approve | On approve, application must validate for all mandatory field values, and task must move to the next logical stage. | |
| Back | Task moves to previous logical step. | |

Exception - Know Your Customer (KYC)

As part of KYC validation, application will check if necessary KYC documents are available and valid for the applicant. The transactions that have failed KYC due to non-availability / expired KYC verification will reach KYC exception stage.

Log in into OBTFPM application, KYC exception queue. KYC exception failed tasks for trade finance transactions must be listed in your queue. Open the task, to see summary tiles that display a summary of important fields with values.

User can pick up a transaction and do the following actions:

Approve

- After changing the KYC status in the back end application (outside this process).
- Without changing the KYC status in the back end application.
- Reject (with appropriate reject reason).

Summary

Tiles Displayed in Summary:

- Main Details - User can view and modify details about application details and LC details, if required.
- Party Details - User can view and modify party details like beneficiary, advising bank etc., if required
- Limits and Collaterals - User can view and modify limits and collateral details, if required.
- Compliance - User can view compliance details. The status must be verified for KYC and to be initiated for AML and Sanction Checks.

Action Buttons

Use action buttons based on the description in the following table:

| Field | Description | Sample Values |
|---------|---|---------------|
| Reject | <p>On click of Reject, user must select a Reject Reason from a list displayed by the system.</p> <p>Reject Codes:</p> <ul style="list-style-type: none">• R1- Documents missing• R2- Signature Missing• R3- Input Error• R4- Insufficient Balance/Limits• R5 - Others. <p>Select a Reject code and give a Reject Description.</p> <p>This reject reason will be available in the remarks window throughout the process.</p> | |
| Hold | <p>The details provided will be registered and status will be on hold.</p> <p>This option is used, if there are any pending information yet to be received from applicant.</p> | |
| Refer | <p>User will be able to refer the task back to the Data Enrichment user. User must select a Refer Reason from the values displayed by the system.</p> <p>Refer Codes:</p> <ul style="list-style-type: none">• R1- Documents missing• R2- Signature Missing• R3- Input Error• R4- Insufficient Balance- Limits• R5 - Others | |
| Cancel | <p>Cancel the Export LC Update Drawing KYC exception check.</p> | |
| Approve | <p>On approve, application must validate for all mandatory field values, and task must move to the next logical stage.</p> | |
| Back | <p>Task moves to previous logical step.</p> | |

Multi Level Approval

Log in into OBTFPM application and open the task to see the summary tiles. The tiles should display a list of important fields with values. User must be able to drill down from summary Tiles into respective data segments to verify the details of all fields under the data segment.

Authorization Re-Key (Non-Online Channel)

For non online channel, application will request approver for few critical field values as an authorization step. If the values captured match with the values available in the screen, system will allow user to open

the transaction screens for further verification. If the re-key values are different from the values captured, then application will display an error message.

Open the task and re-key some of the critical field values from the request in the Re-key screen. Some of the fields below will dynamically be available for re-key.:

- Beneficiary Name
- Applicant Name
- Drawing Currency
- Drawing Amount
- Maturity Date

Re-key is applicable to the first approver in case of multiple approvers. All approvers will however be able see the summary tiles and the details in the screen by drill down from tiles.

The screenshot displays the 'My Tasks' interface in the FuTura Bank system. A modal window is open for re-keying application 203ILCISS000000817. The modal contains the following fields:

- Applicant Party: 001345 (with a search icon and a green checkmark)
- Currency: GBP (with a dropdown arrow and a green checkmark)
- Amount: £15,000.00 (with a green checkmark)
- Beneficiary Party: 001344 (with a search icon and a green checkmark)
- Expiry Date: 08/17/18 (with a calendar icon and a green checkmark)

At the bottom of the modal are 'Proceed' and 'Cancel' buttons. The background table shows two application entries:

| | Edit | Priority | Application Number | Amount | Process Name | Stage |
|--------------------------|------|----------|--------------------|------------|--------------|-----------|
| <input type="checkbox"/> | Edit | M | 203ILCISS000000888 | £15,000.00 | Import LC | Approval1 |
| <input type="checkbox"/> | Edit | M | 203ILCISS000000817 | £99,999.00 | Import LC | Scrutiny |

Page 1 of 1 (1-2 of 2 items)

FBN UK (GS1) Feb 1, 2019

Export LC Update Drawings - Approval1 :: Application No: GS1ELCUD0024742

Documents

Remarks

 Audit

Screen (1 / 1)

Summary

| Main Details | | Beneficiary Details | | Document Details | |
|---------------------|------------------------|-----------------------|------------------------|------------------------|------------------------|
| Product Code | : ESUC | Sequence Number 1 | : | Document 1 | : INSDOC |
| Currency | : GBP | Sequence Number 2 | : | Document 2 | : INVDOC |
| Amount | : 19800 | | | Document 6 | : MARDOC |
| Shipment Details | | Additional Conditions | | Discrepancy Details | |
| Goods Code | : | FFT Code 1 | : | Discrepancy Code 1 | : ACW |
| Goods Description | : | FFT Code 2 | : | Discrepancy Code 2 | : BOL |
| | | | | Discrepancy Code 3 | : ACW |
| Maturity Details | | Revolving Details | | Payment Details | |
| Tenor Type | : Sight | Revolving | : NO | Immediate Liquidation: | |
| Tenor Basis | : | Revolving In | : | Immediate Accept | : |
| Maturity Date | : | Revolving Frequency | : | Reim Claimed | : |
| Settlement Details | | Preferences | | FxLinkage | |
| Component | : CHG1_LIQD_... | Exchange Rate | : | Reference No. | : |
| Account Number | : G510000261... | Loan Currency | : | Contract Amount | : |
| Amount | : \$amount | Loan Amount | : | Linkage Amount | : |
| Limits Details | | Party Details | | Charge | |
| Limit Currency | : GBP | Drawee | : Marks and ... | Charge | : |
| Limit Contribution | : 19800 | Drawer | : EMR & CO | Commission | : |
| Limit Status | : Not Verified | | | Tax | : |
| Collateral Currency | : GBP | | | Block Status | : Not Initia... |
| Collateral Contr. | : | | | | |
| Collateral Status | : Not Verified | | | | |
| Compliance | | | | | |
| KYC | : Verified | | | | |
| Sanctions | : Not Initia... | | | | |
| AML | : Not Initia... | | | | |

Hold

Cancer

Appro

8a

Next

- Main Details - User can view details about application details and LC details.
- Party Details - User can view party details like applicant, advising bank etc.
- Shipment Details - User can view the shipment details.
- Documents and Conditions - User can view the documents and conditions details.
- Discrepancy Details - User can view the discrepancy details of the drawing.
- Maturity Details - User can view the maturity details.
- Limits and Collaterals - User can view limits and collateral details.
- Charges - User can view charge details.
- Acceptance/Payment Details - User can view payment details.

- Settlement Details - User can view settlement details.
- FX Linkage - User can view the FX linkage details.
- Preview Message - User can view the preview message.
- Compliance - User can view compliance details. The status must be verified for KYC and to be initiated for AML and Sanction Checks.

Action Buttons

Use action buttons based on the description in the following table:

| Field | Description | Sample Values |
|---------|---|---------------|
| Reject | <p>On click of Reject, user must select a Reject Reason from a list displayed by the system.</p> <p>Reject Codes:</p> <ul style="list-style-type: none"> • R1- Documents missing • R2- Signature Missing • R3- Input Error • R4- Insufficient Balance/Limits • R5 - Others. <p>Select a Reject code and give a Reject Description.</p> <p>This reject reason will be available in the remarks window throughout the process.</p> | |
| Hold | <p>The details provided will be registered and status will be on hold.</p> <p>This option is used, if there are any pending information yet to be received from applicant.</p> | |
| Refer | <p>User will be able to refer the task back to the Data Enrichment user. User must select a Refer Reason from the values displayed by the system.</p> <p>Refer Codes:</p> <ul style="list-style-type: none"> • R1- Documents missing • R2- Signature Missing • R3- Input Error • R4- Insufficient Balance- Limits • R5 - Others | |
| Cancel | Cancel the approval. | |
| Approve | On approve, application must validate for all mandatory field values, and task must move to the next logical stage. If there are more approvers, task will move to the next approver for approval. If there are no more approvers, the transaction is handed off to the back end system for posting. | |

Reject Approval

As a Reject approver, user can review a transaction rejected and waiting for reject confirmation.

Log in into OBTFPM application to view the reject approval tasks for Export LC Update Drawing in queue. On opening the task, you will see summary tiles. The tiles will display a list of important fields with values.

The tile containing the screen from where the reject was triggered will be highlighted in red.

User can drill down from reject summary tiles into respective data segments to verify the details of all fields under the data segment.

Application Details

The application details data segment have values for requests received from both non-online and online channels.

Summary

The data captured during handling of the transaction until the stage when reject is given will be available in the summary tile. Other fields will be blank when verified from summary tile.

The data segment in which the task was rejected will have the tiles highlighted in a different colour (red).

- Main Details - User can view details about application details and LC details.
- Drawing Details - User can view the drawing details.
- Documents Under LC - User can view the documents received under the LC for this drawing, if required.
- Shipment - User can view shipment details.
- Discrepancy Details - User can view the discrepancy details of the drawing.
- Maturity Details - User can view the maturity details.
- Limits and Collaterals - User can view limits and collateral details.
- Charges - User can view charge details.
- Compliance - User can view compliance details. The status must be verified for KYC and to be initiated for AML and Sanction Checks.
- Payment Details - User can view the payment details.
- Settlement Details - User can view the settlement details.
- Preferences - User can view set loan preferences.
- FX Linkage - User can view the details of FX Linkage.

Action Buttons

Use action buttons based on the description in the following table:

| Field | Description | Sample Values |
|----------------|---|---------------|
| Reject Approve | On click of Reject Approve, the transaction is rejected. | |
| Reject Decline | On click of Reject Decline, the task moves back to the stage where it was rejected. User can update the reason for reject decline in remarks. | |

| Field | Description | Sample Values |
|--------|--|---------------|
| Hold | User can put the transaction on 'Hold'. Task will remain in Pending state. | |
| Cancel | Cancel the Reject Approval. | |

A

| | |
|---------------------|--------|
| Additional Details | |
| Action Buttons | 60 |
| Charge Details | 35, 58 |
| Limits & Collateral | 32, 55 |
| Message Preview | 61 |

B

| | |
|----------|---|
| Benefits | 4 |
|----------|---|

D

| | |
|--------------------|----|
| Data Enrichment | 40 |
| Additional Details | 54 |
| Main Details | 42 |
| Update | 46 |

E

| | |
|--------------------------------------|----|
| Exceptions | 63 |
| Exception - Amount Block | 63 |
| Exception - Know Your Customer (KYC) | 65 |
| Export LC Update Drawing | 5 |
| Data Enrichment | 40 |
| Exceptions | 63 |
| Multi Level Approval | 66 |
| Registration | 5 |
| Scrutiny | 12 |

K

| | |
|--------------|---|
| Key Features | 4 |
|--------------|---|

M

| | |
|----------------------|--------|
| Main Details | |
| Action Buttons | 17, 46 |
| Application | 43 |
| Application Details | 15, 43 |
| Drawing Details | 15, 44 |
| Multi Level Approval | |
| Authorization Re-Key | 66 |

O

| | |
|----------|---|
| Overview | 4 |
|----------|---|

R

| | |
|--------------|---|
| Registration | 5 |
|--------------|---|

| | |
|---------------------|----|
| Application Details | 7 |
| Drawing Details | 9 |
| Miscellaneous | 11 |
| Reject Approval | 70 |
| Action Buttons | 70 |
| Application Details | 70 |
| Summary | 70 |

S

| | |
|------------------|----|
| Scrutiny | 12 |
| Main Details | 14 |
| Maturity Details | 37 |
| Shipment Details | 20 |
| Shipment Details | |
| Action Buttons | 24 |
| Goods Details | 21 |
| Shipment Details | 23 |

References

For more information on any related features, you can refer to the following documents:

- Getting Started User Guide
- Common Core User Guide

Documentation Accessibility

For information about Oracle's commitment to accessibility, visit the Oracle Accessibility Program website at <http://www.oracle.com/pls/topic/lookup?ctx=acc&id=docacc>.

Feedback and Support

Oracle welcomes customers' comments and suggestions on the quality and usefulness of the document. Your feedback is important to us. If you have a query that is not covered in this user guide or if you still need assistance, please contact documentation team.